

FY 2024
General Fund Analysis and
Treasurer's Monthly Reports
March 11, 2024



For the Month Ending
February 29, 2024

Prepared by:
Karen Ervin
Treasurer/CFO

SECTION I

Five Year Forecast (November 30, 2023)

General Fund Variance Analysis: Cash, Revenue, & Expenditure



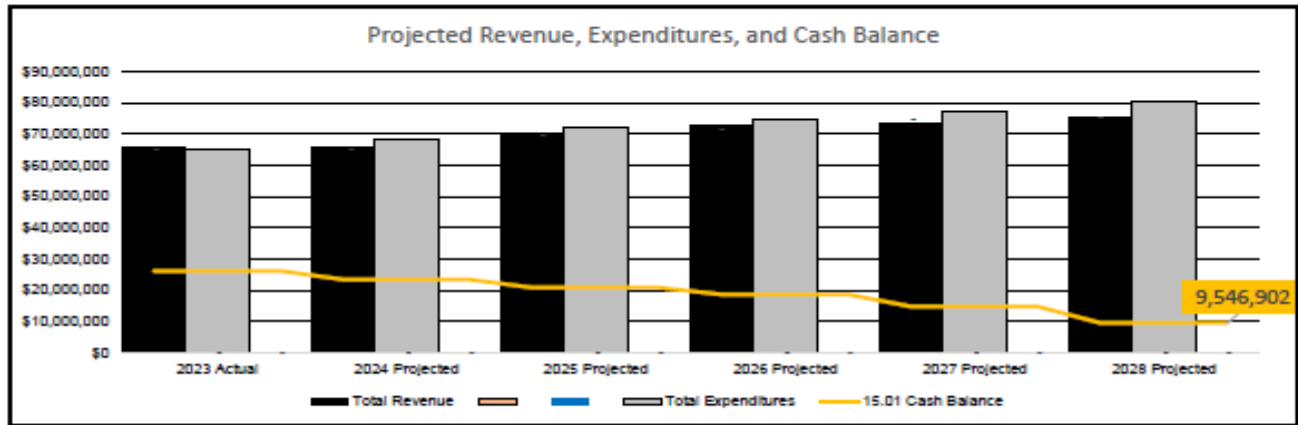
Five-Year Forecast (FY 2024 - FY 2028)

LEBANON CITY SCHOOL DISTRICT – WARREN COUNTY

November, 2023

Forecast Summary

Lebanon City School District



Note: Cash balance (Line 7.020) plus any existing levy modeled as renewed or new during the forecast.

Financial Forecast

	Fiscal Year 2024	Fiscal Year 2025	Fiscal Year 2026	Fiscal Year 2027	Fiscal Year 2028
Beginning Balance (Line 7.010) Plus Renewal/New Levies Modeled	26,220,438	23,471,690	20,897,114	18,653,264	14,841,048
+ Revenue	65,696,524	69,376,693	72,657,187	73,496,827	75,000,876
+ Proposed Renew/Replacement Levies	-	-	-	-	-
+ Proposed New Levies	-	-	-	-	-
- Expenditures	(68,445,273)	(71,951,268)	(74,901,037)	(77,309,042)	(80,295,023)
= Revenue Surplus or Deficit	(2,748,749)	(2,574,575)	(2,243,851)	(3,812,215)	(5,294,146)
Line 7.020 Ending Balance with renewal/new levies	23,471,690	20,897,114	18,653,264	14,841,048	9,546,902

Analysis Without Renewal Levies Included:

Revenue Surplus or Deficit w/o Levies	(2,748,749)	(2,574,575)	(2,243,851)	(3,812,215)	(5,294,146)
Ending Balance w/o Levies	23,471,690	20,897,114	18,653,264	14,841,048	9,546,902

In FY 2024 a revenue shortfall is expected. This means that expenditures are expected to be greater than revenue by \$2,748,749 in FY 2024. By the last year of the forecast, FY 2028, the district is expected to have a revenue shortfall where expenditures are projected to be greater than revenue by \$5,294,146. The district would need to cut its FY 2028 projected expenses by 6.59% in order to balance its budget without additional revenue.

The district's cash balance is positive at year-end in FY 2024 and is projected to worsen by FY 2028. A worsening cash balance can erode the district's financial stability over time.

Ohio adopted the Fair School Funding Plan (FSFP) in FY 2022. The plan was continued with increasing phase-in of the formula results. In FY 2024 the per pupil base cost calculations were updated from FY 2018 cost data to FY 2022. For Lebanon City School District the calculated Base Cost total is \$40,509,356 in FY 2024. The state's share of the calculated Base Cost total is \$10,622,476 or \$2,171 per pupil.

COMPARISON OF CASH BALANCES

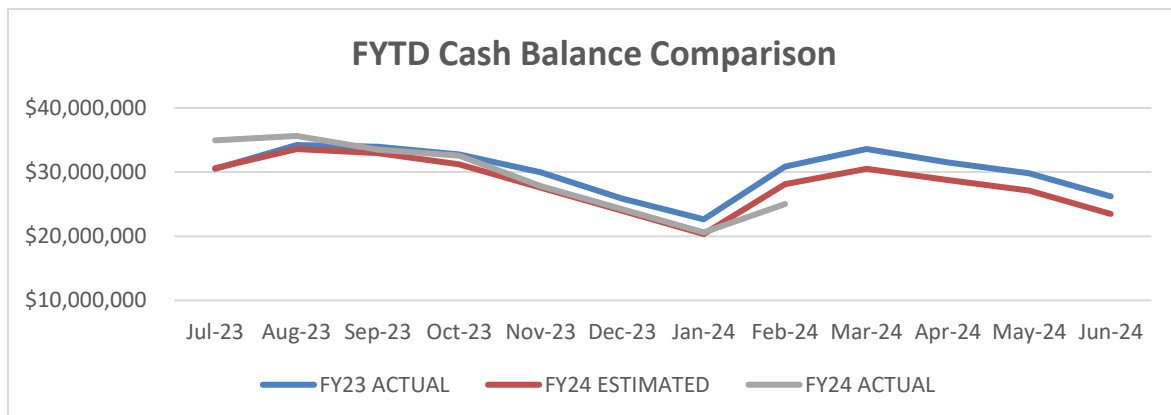
February 29, 2024

Actual Cash Balance		\$25,025,111
Estimated Cash Balance		\$28,120,159
Variance From Estimate	UNDER	(\$3,095,048)
Percent Variance From Estimate	UNDER	-11.01%
Previous Year Cash Balance		\$30,850,106

Current Encumbrances		\$2,569,461
Current Unencumbered Cash Balance		\$22,455,650
Current Days of Operating Cash (based on Unencumbered Cash Balance)		119.75
Estimated Fiscal Year End Days of Operating Cash		125.17
Minimum General Fund Cash Balance Threshold per Fiscal Policy		36.50
Future Goal for General Fund Cash Balance per Fiscal Policy		120.00

DESCRIPTION: General Fund cash balance as projected on 5-year financial forecast. Actual cash balance to determine number of days of operating cash.

COMMENTS: Cash balance is trending less than the forecast. This is primarily related to property tax receipts.



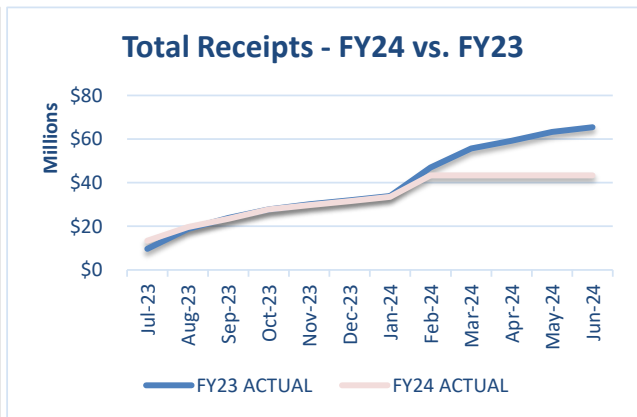
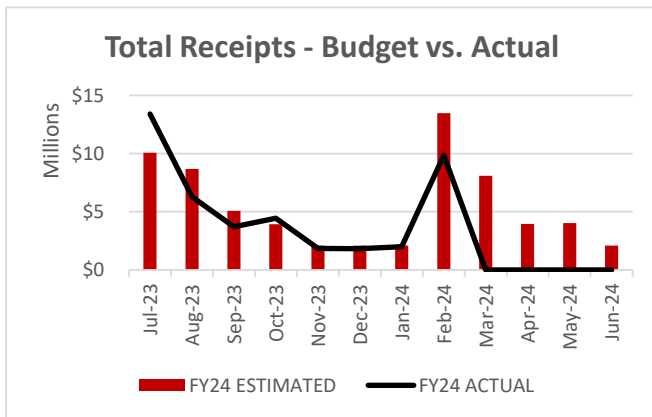
COMPARISON OF TOTAL RECEIPTS

February 29, 2024

		Monthly		Fiscal Year 2024 Year-to-Date
Actual Receipts		\$9,858,906		\$43,354,212
Estimated Receipts		\$13,486,238		\$47,529,905
Variance From Estimate	UNDER	(\$3,627,332)	UNDER	(\$4,175,693)
Variance From Estimate	UNDER	-26.90%	UNDER	-8.79%
Actual Prior Year		\$13,151,146		\$46,990,739
Total Fiscal Year 2024 Estimate				\$65,696,519
Percent Of Total Estimate Received				65.99%
Percent Of Budget Year Completed		8 month(s)		66.67%

DESCRIPTION: This category consists of all General Fund revenues contained within this report.

COMMENTS: Total receipts are trending less than the forecast. We estimated receiving approximately \$13M in property tax receipts during February, which is what we received last year. However, receipts came in around \$9K. We anticipate this will even out in March.



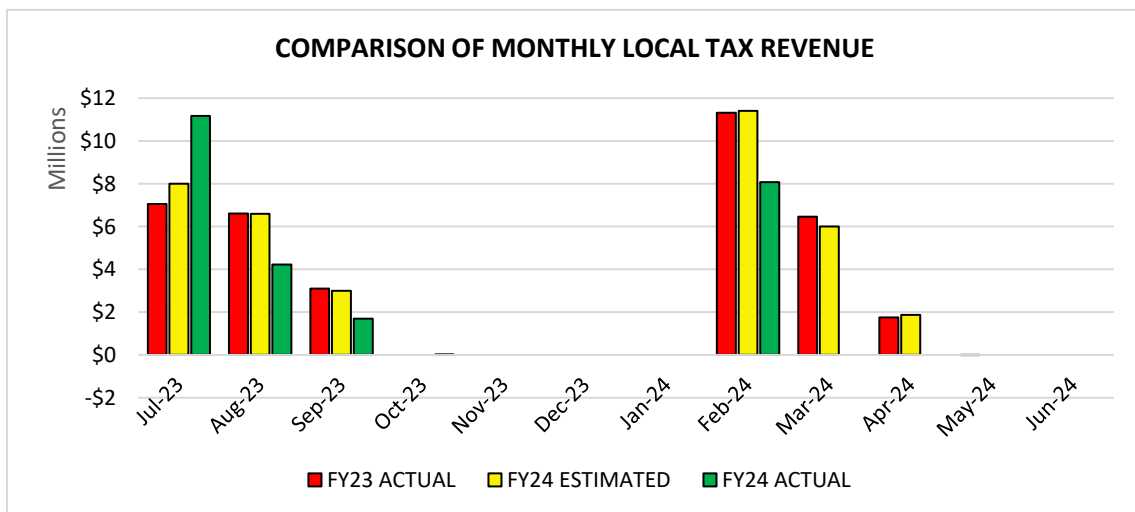
COMPARISON OF LOCAL TAXES

February 29, 2024

		Monthly		Fiscal Year 2024 Year-to-Date
Actual Tax Receipts		\$8,078,000		\$25,175,646
Estimated Tax Receipts		\$11,400,000		\$29,000,000
Variance From Estimate	UNDER	(\$3,322,000)	UNDER	(\$3,824,354)
Variance From Estimate	UNDER	-29.14%	UNDER	-13.19%
Actual Prior Year		\$11,320,000		\$28,091,403
Total Fiscal Year 2024 Estimate				\$36,876,051
Percent Of Total Estimate Received				68.27%
Percent Of Budget Year Completed		8 month(s)		66.67%

DESCRIPTION: This category consists of real and personal property taxes. Real property taxes are received in September and April with advances being available the two months prior to settlement. Personal Property taxes are received in October and June.

COMMENTS: Total receipts are trending less than the forecast. We expect this to better match the anticipated budget come March.



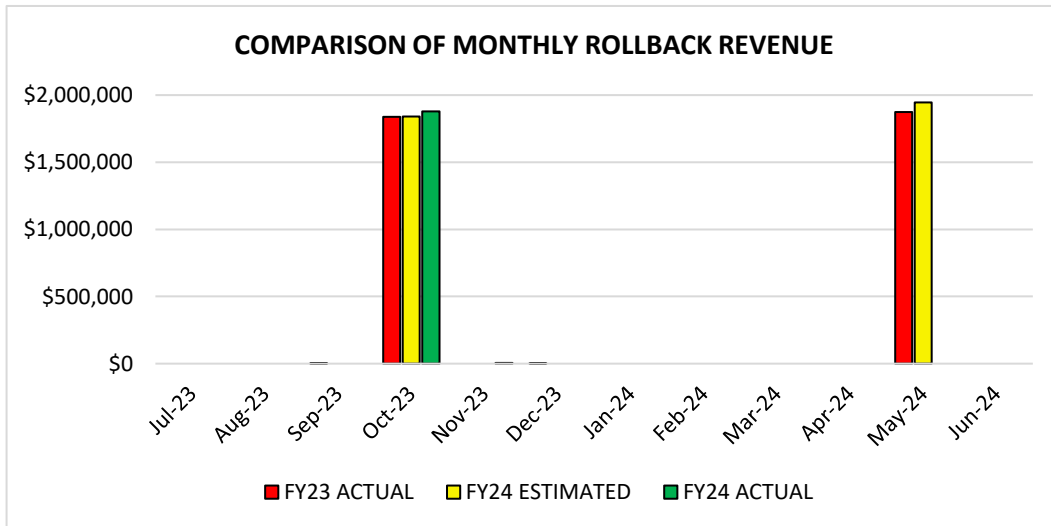
COMPARISON OF STATE ROLLBACK

February 29, 2024

	Monthly			Fiscal Year 2024 Year-to-Date
Actual State Receipts			\$0	\$1,882,716
Estimated State Receipts			#N/A	\$1,840,000
Variance From Estimate	#N/A	#N/A	OVER	\$42,716
Variance From Estimate	#N/A	#N/A	OVER	2.32%
Actual Prior Year			\$0	\$1,843,324
Total Fiscal Year 2024 Estimate				\$3,785,612
Percent Of Total Estimate Received				49.73%
Percent Of Budget Year Completed			8 month(s)	66.67%

DESCRIPTION: This category consists of homestead/rollback and \$10,000 exemptions received once for the \$10,000 exemption. Rollback is paid by the State of Ohio around November and May.

COMMENTS: Total receipts are trending in line with the forecast.

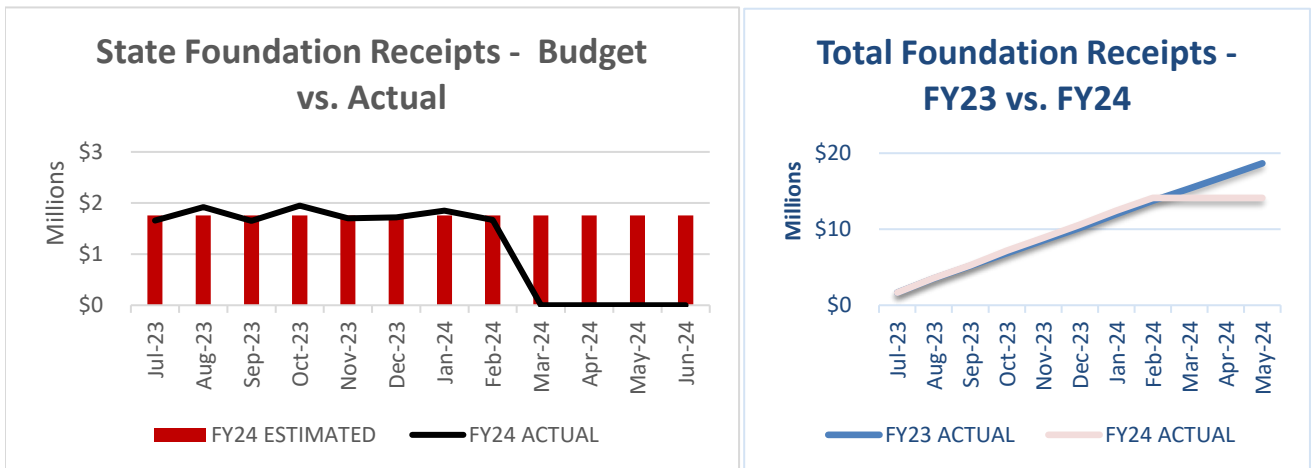


COMPARISON OF STATE FOUNDATION February 29, 2024

	<u>Monthly</u>		<u>Fiscal Year 2024 Year-to-Date</u>	
Actual State Receipts		\$1,670,052		\$14,117,586
Estimated State Receipts		\$1,754,389		\$14,035,112
Variance From Estimate	UNDER	(\$84,337)	OVER	\$82,474
Variance From Estimate	UNDER	-4.81%	OVER	0.59%
Actual Prior Year		\$1,734,702		\$13,736,896
Total Fiscal Year 2024 Estimate				\$21,052,667
Percent Of Total Estimate Received				67.06%
Percent Of Budget Year Completed		8 month(s)		66.67%

DESCRIPTION: This category consists of unrestricted and restricted state aid.

COMMENTS: Total receipts are trending in line with the forecast.



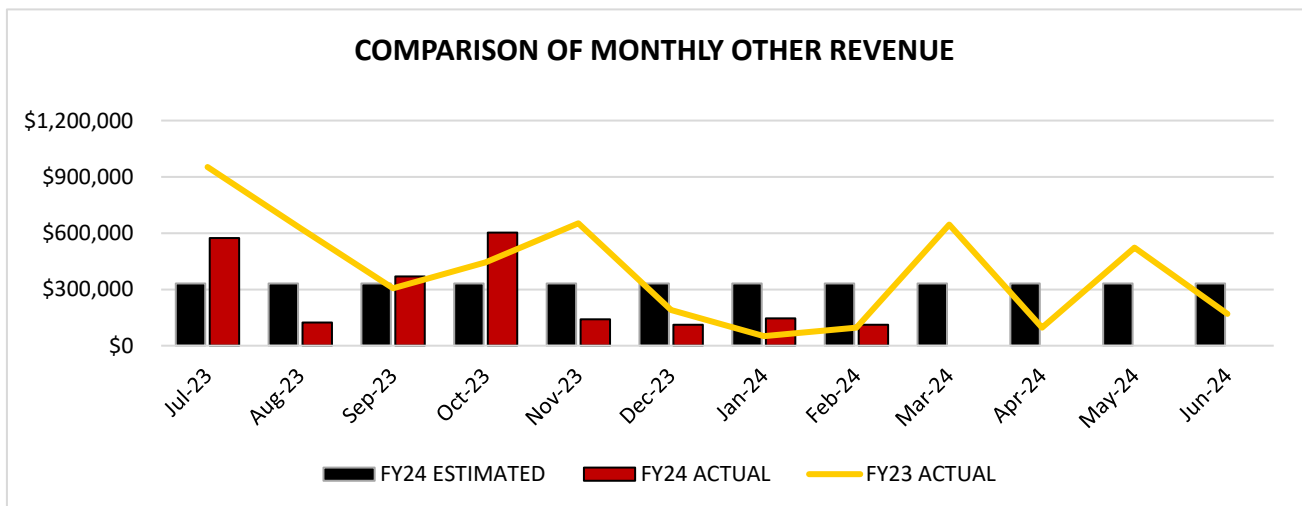
COMPARISON OF OTHER REVENUES

February 29, 2024

	Monthly		Fiscal Year 2024 Year-to-Date	
Actual Other Receipts		\$110,854		\$2,178,264
Estimated Other Receipts		\$331,849		\$2,654,793
Variance From Estimate	UNDER	(\$220,996)	UNDER	(\$476,529)
Variance From Estimate	UNDER	-66.60%	UNDER	-17.95%
Actual Prior Year		\$96,445		\$3,319,116
Total Fiscal Year 2024 Estimate				\$3,982,189
Percent Of Total Estimate Received				54.70%
Percent Of Budget Year Completed		8 month(s)		66.67%

DESCRIPTION: This category consists of advances-in, transfers-in, notes received, other state sources, tuition, rent, sale of assets, and other miscellaneous revenues.

COMMENTS: Total receipts are trending less than the forecast. We will need to monitor this account to determine if this is related to standard fluctuation or if we need to update the forecast.

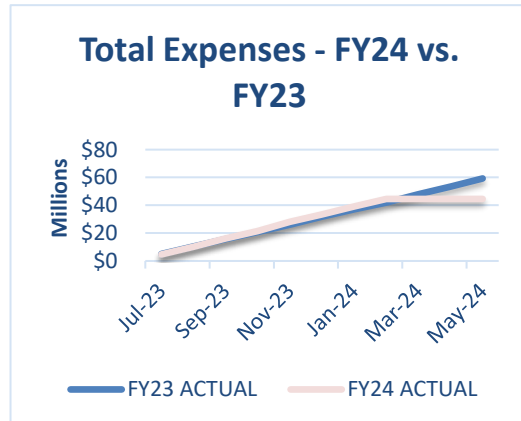
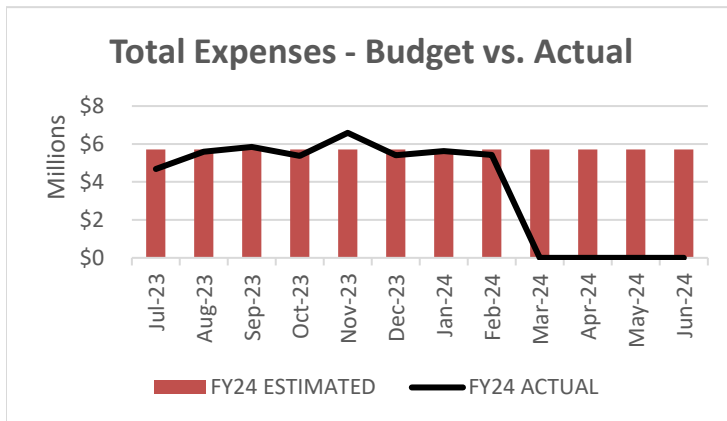


COMPARISON OF TOTAL EXPENDITURES February 29, 2024

		Monthly		Fiscal Year 2024 Year-to-Date
Actual Expenditures		\$5,427,099		\$44,549,539
Estimated Expenditures		\$5,703,773		\$45,630,184
Variance From Estimate	UNDER	(\$276,674)	UNDER	(\$1,080,645)
Variance From Estimate	UNDER	-4.85%	UNDER	-2.37%
Actual Prior Year		\$4,934,724		\$41,972,379
Total Fiscal Year 2024 Estimate				\$68,445,273
Percent Of Total Estimate Spent				65.09%
Percent Of Budget Year Completed			8 month(s)	66.67%

DESCRIPTION: This category consists of all expenditures contained within this report.

COMMENTS: FYTD expenditures are trending less than the forecast. This is primarily related to wages (supplemental pay occurs in March) and supplies (related to legislative changes in gifted funding & updated curriculum needs).



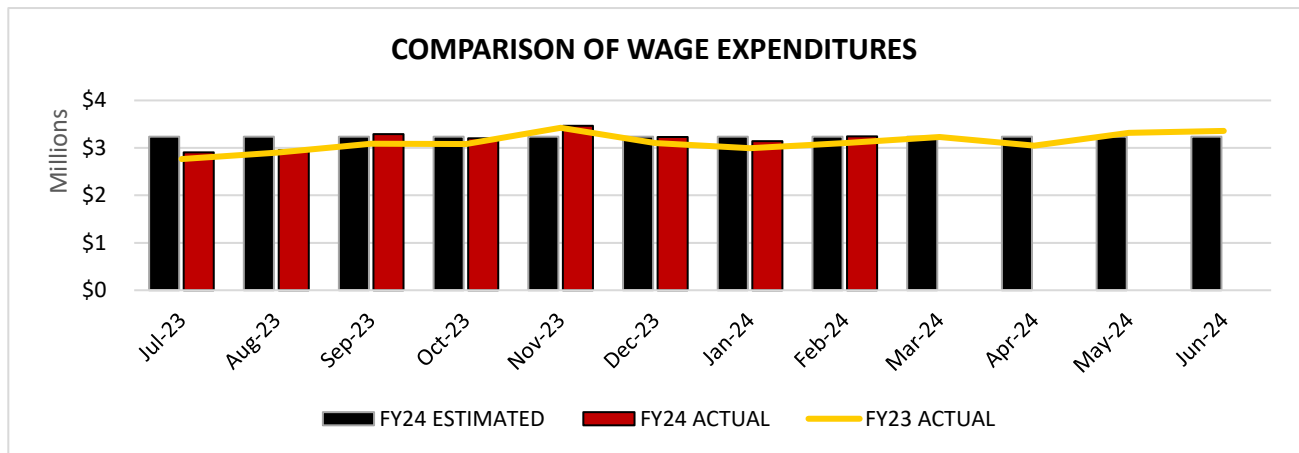
COMPARISON OF WAGE EXPENDITURES

February 29, 2024

		Monthly		Fiscal Year 2024 Year-to-Date
Actual Wage Expenditures		\$3,244,129		\$25,429,858
Estimated Wage Expenditures		\$3,238,351		\$25,906,808
Variance From Estimate	OVER	\$5,778	UNDER	(\$476,950)
Variance From Estimate	OVER	0.18%	UNDER	-1.84%
Actual Prior Year		\$3,102,441		\$24,453,589
Total Fiscal Year 2024 Estimate				\$38,860,207
Percent Of Total Estimate Spent				65.44%
Percent Of Budget Year Completed			8 month(s)	66.67%
Percent of Wage Expenditures to Revenues				58.66%
Percent of Wage Expenditures to Total Expenditures				57.08%
Total Percent of Wages & Fringes to Expenditures				80.70%

DESCRIPTION: This category consists of regular wages, substitute wages, and supplementals, etc.

COMMENTS: FYTD expenditures are trending in line with the forecast. The dollar value is significant, but we expect this to even out once supplementals are paid in March.



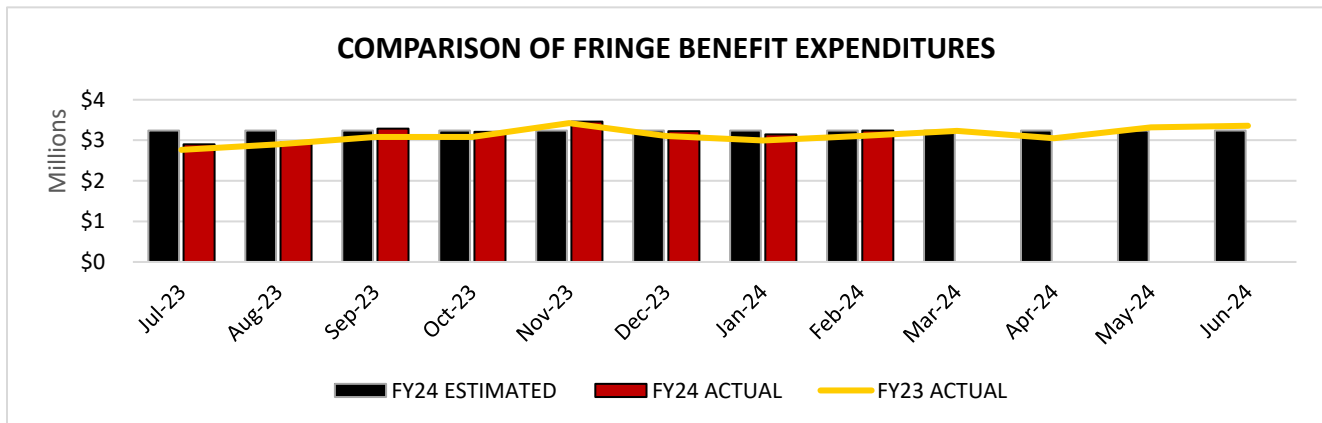
COMPARISON OF FRINGE BENEFIT EXPENDITURES

February 29, 2024

	Monthly		Fiscal Year 2024 Year-to-Date	
Actual Fringe Benefit Expenditures		\$1,277,009		\$10,521,422
Estimated Fringe Benefit Expenditures		\$1,315,480		\$10,523,840
Variance From Estimate	UNDER	(\$38,471)	UNDER	(\$2,418)
Variance From Estimate	UNDER	-2.92%	UNDER	-0.02%
Actual Prior Year		\$1,206,475		\$10,431,194
Total Fiscal Year 2024 Estimate				\$15,785,756
Percent Of Total Estimate Spent				66.65%
Percent Of Budget Year Completed		8 month(s)		66.67%
Percent of Fringe Benefits to Revenues				24.27%
Total Percent of Wages & Fringes to Revenues				82.92%
Percent of Fringe Benefits to Total Expenditures				23.62%
Total Percent of Wages & Fringes to Expenditures				80.70%

DESCRIPTION: This category consists of employee insurance programs, retirement, Medicare, etc.

COMMENTS: FYTD expenditures are trending in line with the forecast.



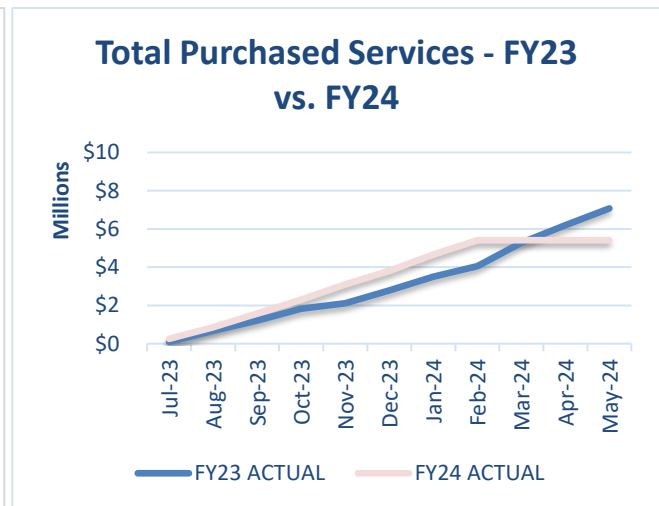
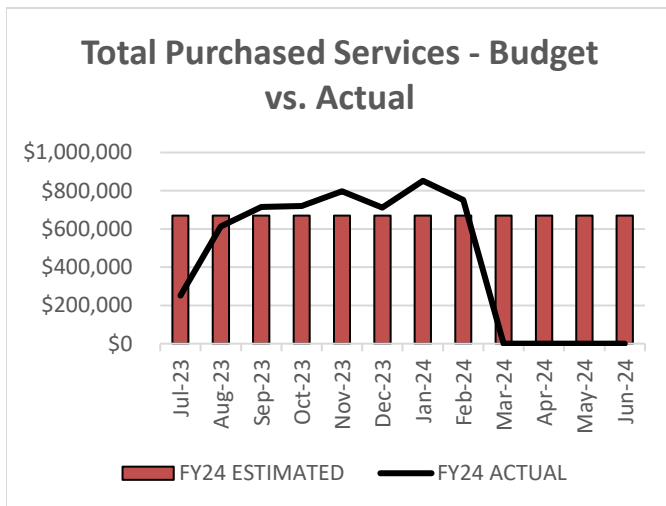
COMPARISON OF PURCHASED SERVICE EXPENDITURES

February 29, 2024

		<u>Monthly</u>		<u>Fiscal Year 2024 Year-to-Date</u>
Actual Service Expenditures		\$751,187		\$5,410,997
Estimated Service Expenditures		\$669,170		\$5,353,360
Variance From Estimate	OVER	\$82,017	OVER	\$57,637
Variance From Estimate	OVER	12.26%	OVER	1.08%
Actual Prior Year		\$546,921		\$4,045,887
Total Fiscal Year 2024 Estimate				\$8,030,035
Percent Of Total Estimate Spent				67.38%
Percent Of Budget Year Completed		8 month(s)		66.67%

DESCRIPTION: This category consists of contract services, utilities, lease purchase costs, repairs, etc.

COMMENTS: FYTD expenditures are trending in line with the forecast.



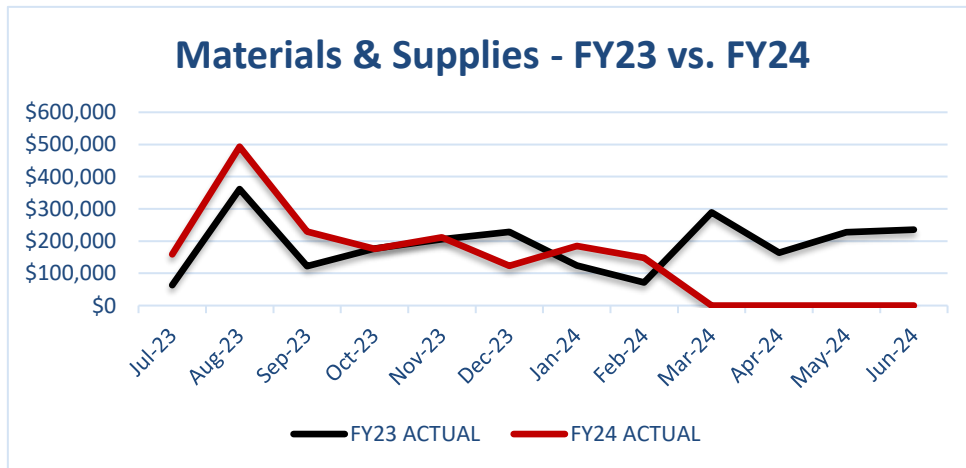
COMPARISON OF SUPPLIES & MATERIAL EXPENDITURES

February 29, 2024

		<u>Monthly</u>		<u>Fiscal Year 2024 Year-to-Date</u>
Actual Material Expenditures		\$148,118		\$1,725,844
Estimated Material Expenditures		\$274,548		\$2,196,384
Variance From Estimate	UNDER	(\$126,430)	UNDER	(\$470,540)
Variance From Estimate	UNDER	-46.05%	UNDER	-21.42%
Actual Prior Year		\$71,237		\$1,354,056
Total Fiscal Year 2024 Estimate				\$3,294,582
Percent Of Total Estimate Spent				52.38%
Percent Of Budget Year Completed			8 month(s)	66.67%

DESCRIPTION: This category consists of office supplies and instructional supplies.

COMMENTS: FYTD expenditures are trending less than the forecast. Overall, spend for materials & supplies is higher than it was at this time last year. We have added the legislative change for gifted funding, as well as an add for district-wide curriculum to our estimates for this fiscal year.



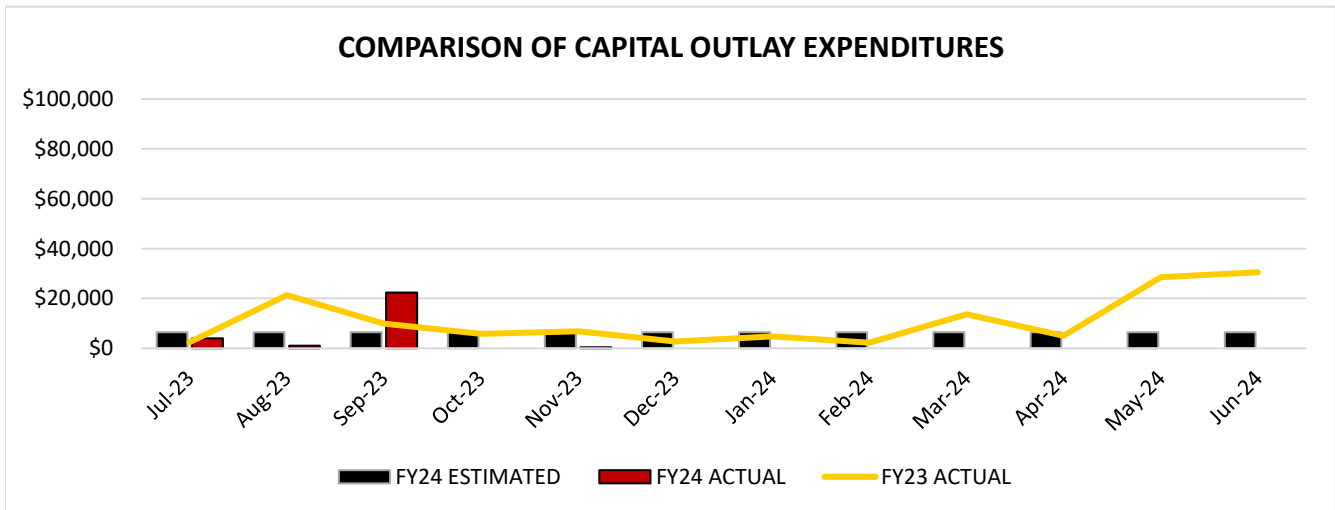
COMPARISON OF EQUIPMENT & CAPITAL EXPENDITURES

February 29, 2024

		Monthly		Fiscal Year 2024 Year-to-Date
Actual Equipment Expenditures		\$0		\$27,885
Estimated Equipment Expenditures		\$6,444		\$51,552
Variance From Estimate	UNDER	(\$6,444)	UNDER	(\$23,667)
Variance From Estimate	UNDER	-100.00%	UNDER	-45.91%
Actual Prior Year		\$2,240		\$56,128
Total Fiscal Year 2024 Estimate				\$77,332
Percent Of Total Estimate Spent				36.06%
Percent Of Budget Year Completed			8 month(s)	66.67%

DESCRIPTION: This category consists of new and replacement equipment, and capital outlay.

COMMENTS: FYTD expenditures are trending less than the forecast. Capital expenditures are dependent upon need, so costs tend to be inconsistent throughout the year.



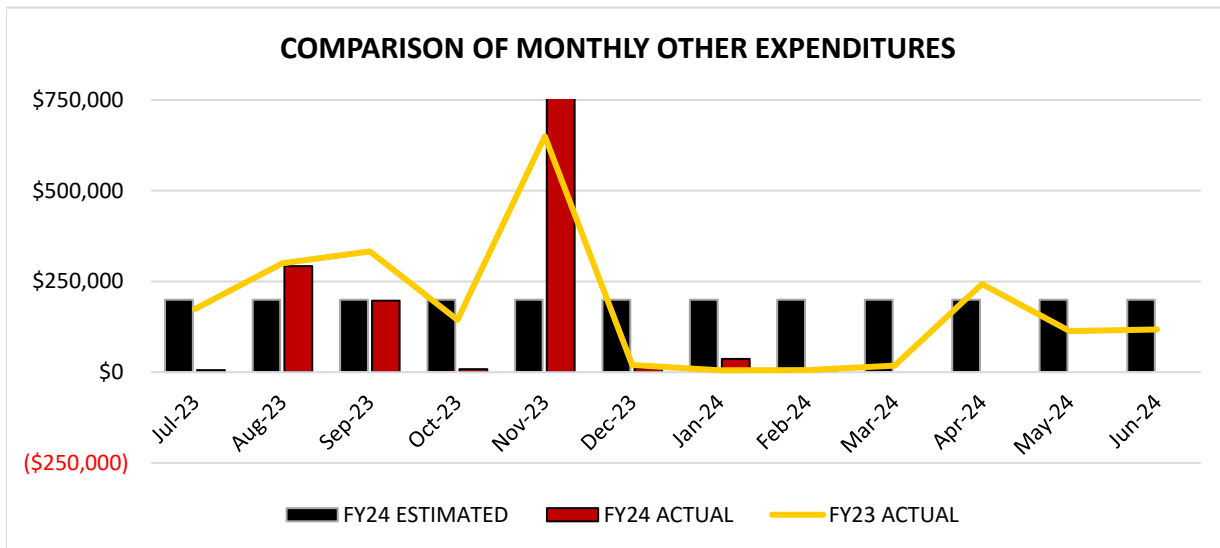
COMPARISON OF ALL OTHER EXPENDITURES

February 29, 2024

		Monthly		Fiscal Year 2024 Year-to-Date
Actual Other Expenditures		\$6,655		\$1,433,532
Estimated Other Expenditures		\$199,780		\$1,598,240
Variance From Estimate	UNDER	(\$193,125)	UNDER	(\$164,708)
Variance From Estimate	UNDER	-96.67%	UNDER	-10.31%
Actual Prior Year		\$5,409		\$1,631,527
Total Fiscal Year 2024 Estimate				\$2,397,362
Percent Of Total Estimate Spent				59.80%
Percent Of Budget Year Completed		8 month(s)		66.67%

DESCRIPTION: This category consists of advances, transfers, contingencies, auditor/treasurer fees, county board deductions, etc.

COMMENTS: FYTD expenditures are trending less than the forecast. This category is volatile, highly dependent upon time of the year.



SECTION II

Fiscal Policy



LEBANON CITY SCHOOL DISTRICT



Fiscal Policy

1. **Structurally Balanced Budget**

The annual Operating Budget will be structurally balanced throughout the budget process. Recurring revenues will equal or exceed recurring expenditures in both the proposed and adopted Operating Budgets. If a structural imbalance occurs, a plan will be developed by the Superintendent and Treasurer to bring the budget back into structural balance.

2. **Report on How the Budget Is Balanced**

The District Superintendent and Treasurer shall report to the Board on how the budget is balanced with a concise narrative, and if the budget is not in balance, the Superintendent and Treasurer will clearly delineate why and present a plan of options for corrective action within 90 days of the initial report.

3. **General Fund Balance**

The District shall maintain a General Fund Balance as follows:

- An unencumbered operating reserve equivalent to 10% (36.5 days of operating cash) or more of the General Fund's annual expenditure budget at fiscal year-end.
- The District will also only expend up to 100% of the District's annual available resources minus the prior year's reserve without board approval until an unencumbered operating reserve of 20% is

4. **Use of One-Time Resources**

Once the General Fund budget is brought into structural balance, one-time resources such as proceeds from asset sales, debt refinancing, one-time grants, revenue windfalls, budget savings, and similar non-recurring revenues shall not be used for current or new operating expenses. Appropriate uses of one-time resources include establishing and rebuilding emergency and operating reserves, early retirement of debt, capital expenditures and other non-recurring expenditures.

5. **Accounting and Financial Reporting**

The District will conform to generally accepted accounting principles as promulgated by Government Account Standards Board (GASB) and the Government Finance Officers Association (GFOA). Reporting will include the following:

- **Interim Financial Reports:** The Treasurer will prepare monthly financial reports for the Board of Education that analyze and evaluate the District's financial performance based upon the District's spending plan which is a month by month breakdown of anticipated revenues and expenditures for the entire fiscal year.
- **Red Flag Exceptions:** The Treasurer shall advise the Board of Education of significant negative or positive financial information as soon as he or she becomes aware of it and assesses the impact of the financial information on the District's financial situation.

6. Grants

District Staff will identify, apply for and effectively administer federal, state, local and other grants, which address the District's priorities and policy objectives and provide a positive cost benefit to the District, as determined by the Superintendent or his/her designee.

7. Financial Planning

The District shall develop a long-range financial plan that forecasts General Fund expenditures and revenues, which will include three years of history and five years of projections. The long-range financial plan will be updated and filed with the State of Ohio before every May 31st and October 31st. As part of the budget process, the Treasurer will advise the Board of potential long-range positive and negative trends along with an executive summary of those trends. The long-range financial plan should include an analysis of such factors as:

- State Revenue and Expenditure Impacts
- Legislative Issues Passed and Pending
- Real Estate Development - Commercial and Residential
- Demographic Changes Effecting Student Population
- And Other Indicators Affecting Funding and Expenditures

8. General Obligation Debt Limits

In keeping with the policy of fiscal responsibility, the District will stay within the General Assemblies debt limitations of nine percent of its tax valuation, except where allowed by law.

9. Policy Annual Review

Each fiscal year, the District's Community Audit Advisory Committee (CAAC) will review/revise this policy and make recommendations to the Board of Education for adoption.

SECTION III

Cash Summary Report (all funds)
Disbursement Summary Report
Lebanon CSD Bank Reconciliation Report
Lebanon CSD Payroll Reconciliation Report
Lebanon CSD Investment Report
Lebanon CSD Interest Earnings Report



LEBANON CITY SCHOOL DISTRICT

Cash Summary Report

Full Account Code	Description	Initial Cash	MTD Received	FYTD Received	MTD Expended	FYTD Expended	Fund Balance	Encumbrance	Unencumbered Balance
001-0000	General Fund	\$ 26,220,438.33	\$ 9,858,905.62	\$ 43,354,211.88	\$ 5,427,098.54	\$ 44,550,438.76	\$ 25,024,211.45	\$ 2,567,466.00	\$ 22,456,745.45
002-0000	Bond Retirement Fund	9,421,830.08	618.62	2,183,947.25	0.00	3,874,509.90	7,731,267.43	0.00	7,731,267.43
003-9008	Lebanon Athletic Facilities Improvements	2,594,312.96	2,871.52	578,941.84	1,845.00	738,745.00	2,434,509.80	2,308,207.49	126,302.31
003-9099	Capital Projects Fund	3,743,172.58	5,111.11	730,693.36	2,219.66	1,888,217.43	2,585,648.51	1,591,965.33	993,683.18
004-9000	Building Fund	45,248.18	53.97	510.91	0.00	0.00	45,759.09	0.00	45,759.09
004-9001	Energy Conservation Fund	9,994.32	0.00	0.00	0.00	0.00	9,994.32	0.00	9,994.32
004-9002	2013 Building Fund LFI	324,393.01	0.00	0.00	0.00	0.00	324,393.01	34,572.16	289,820.85
004-9003	Building Fund/LFI Interest	(5,197.71)	0.00	0.00	0.00	0.00	(5,197.71)	40,956.31	(46,154.02)
006-0000	Cafeteria Fund	881,710.19	177,183.85	1,136,373.63	154,086.45	1,274,606.75	743,477.07	194,319.01	549,158.06
007-9003	Lebanon CSD Administration Scholarship Fund	1,389.82	368.23	501.00	0.00	0.00	1,890.82	0.00	1,890.82
007-9006	Dennis Barr Jeffery Memorial Scholarship Fund	306.62	1.39	11.61	0.00	0.00	318.23	0.00	318.23
007-9007	Audrey Aileen Kite Scholarship Fund	135,608.39	612.72	5,161.34	0.00	0.00	140,769.73	0.00	140,769.73
007-9009	Jarod Bennett Memorial Fund	576.01	2.59	20.01	0.00	0.00	596.02	0.00	596.02
007-9013	Donald L. Palmer Scholarship Fund	8,446.54	38.06	296.62	0.00	0.00	8,743.16	0.00	8,743.16
007-9017	Diversity and Achievement Scholarship	527.17	2.34	11.01	0.00	0.00	538.18	0.00	538.18
007-9019	Gloria Taylor Memorial Scholarship	12,346.28	55.62	433.06	0.00	0.00	12,779.34	0.00	12,779.34
007-9020	Misc. Scholarships	1,000.00	0.00	0.00	0.00	0.00	1,000.00	0.00	1,000.00
007-9100	Molly McCool Memorial Scholarship Fund	229.52	1.04	8.10	0.00	0.00	237.62	0.00	237.62
007-9101	Rosalee Satchell/Domino's Pizza Scholar. Fund	7,485.46	33.82	284.88	0.00	0.00	7,770.34	0.00	7,770.34
008-0000	Louisa Jurey Wright Scholarship Fund	15,278.74	68.64	570.93	0.00	0.00	15,849.67	0.00	15,849.67
008-9001	Michael Rourke Scholarship Fund	3,494.97	15.70	130.59	0.00	0.00	3,625.56	0.00	3,625.56
008-9002	Friends of Academics Scholarship Fund	100,900.71	453.29	3,770.42	0.00	0.00	104,671.13	0.00	104,671.13
008-9004	Ron LeFeber Memorial Scholarship Fund	6,663.65	31.03	501.27	0.00	0.00	7,164.92	0.00	7,164.92
009-9004	LJHS USS Fund	5,313.08	1,132.85	44,794.92	5,536.05	25,088.39	25,019.61	760.47	24,259.14
009-9005	LHS USS Fund	208,691.20	7,290.23	234,493.30	12,995.32	182,436.61	260,747.89	114,003.21	146,744.68
009-9006	Bowman USS Fund	130.64	1,088.75	43,260.75	0.00	38,361.89	5,029.50	1,050.14	3,979.36
009-9007	Berry USS Fund	2,225.37	714.25	27,461.25	0.00	25,377.18	4,309.44	2,887.48	1,421.96
009-9008	Donovan USS Fund	12,058.28	631.00	28,330.25	207.71	20,741.79	19,646.74	1,070.66	18,576.08
009-9009	Art USS Fund	0.00	655.00	21,697.06	0.00	14,838.74	6,858.32	149.18	6,709.14
009-9010	Math Grades 6-8 USS	0.00	378.00	17,526.00	0.00	94,922.40	(77,396.40)	0.00	(77,396.40)
009-9011	Virtual Learning Supplies	7,393.10	0.00	0.00	0.00	0.00	7,393.10	0.00	7,393.10
010-9000	Classroom Facilities Project State Share	(421,796.98)	0.00	(707.65)	0.00	17,256.83	(439,761.46)	334,036.37	(773,797.83)
010-9001	Classroom Facilities Project Local	(57,509.28)	0.00	0.00	0.00	9,531.17	(67,040.45)	184,938.93	(251,979.38)

LEBANON CITY SCHOOL DISTRICT

Cash Summary Report

Full Account Code	Description	Initial Cash	MTD Received	FYTD Received	MTD Expended	FYTD Expended	Fund Balance	Encumbrance	Unencumbered Balance
	Share								
010-9900	Classroom Facilities State Share/Interest	\$ 332,522.22	\$ 0.00	\$ 707.65	\$ 0.00	\$ 0.00	\$ 333,229.87	\$ 0.00	\$ 333,229.87
010-9901	Classroom Facilities Local Share/Interest	984,212.46	42,304.06	541,227.16	0.00	0.00	1,525,439.62	0.00	1,525,439.62
018-9000	LJHS Neediest Kids of All	514.94	0.00	400.00	0.00	399.48	515.46	0.00	515.46
018-9001	Bowman Neediest Kids of All	7.93	0.00	1,500.00	29.80	979.51	528.42	528.42	0.00
018-9002	LJHS Morning Market	6,473.03	37.10	550.10	102.03	508.97	6,514.16	206.01	6,308.15
018-9003	Donovan Neediest Kids of All	831.68	0.00	2,000.00	621.24	1,505.44	1,326.24	493.76	832.48
018-9005	Berry Neediest Kids of All	15.27	0.00	1,000.00	204.38	694.25	321.02	374.68	(53.66)
018-9007	LJHS Teachers' Lounge	1,261.67	0.00	104.59	0.00	0.00	1,366.26	0.00	1,366.26
018-9010	Transportation Dept's Lounge	279.39	0.00	94.35	0.00	0.00	373.74	0.00	373.74
018-9011	Donovan Media Center	9,264.25	0.00	6,322.39	0.00	6,341.74	9,244.90	0.00	9,244.90
018-9013	Bowman Media Center	8,544.27	75.75	8,466.75	194.88	5,282.30	11,728.72	1,191.97	10,536.75
018-9015	LJHS Building Fund	18,411.85	536.00	9,060.95	300.00	15,272.97	12,199.83	1,039.50	11,160.33
018-9016	Camp Joy (Berry)	11,488.75	0.00	0.00	0.00	0.00	11,488.75	0.00	11,488.75
018-9019	Donovan Building Fund	5,988.71	4,065.00	14,216.93	2,038.07	21,120.12	(914.48)	10,151.14	(11,065.62)
018-9021	Bowman Building Fund - Student	26,641.73	9,910.00	22,703.68	834.72	17,662.63	31,682.78	4,887.25	26,795.53
018-9023	Berry Building Fund	9,258.99	4,237.50	4,896.13	296.92	8,247.41	5,907.71	6,001.31	(93.60)
018-9024	LHS Building Fund	9,268.81	522.88	6,479.61	1,837.47	8,789.29	6,959.13	3,043.43	3,915.70
018-9025	LHS Bridges	293.19	0.00	2,950.00	0.00	1,159.08	2,084.11	82.48	2,001.63
018-9027	LJHS Media Center	2,011.76	0.00	0.00	884.92	885.50	1,126.26	115.08	1,011.18
018-9028	Berry Media Center	2,575.23	0.00	3,920.89	0.00	3,349.89	3,146.23	2,809.11	337.12
018-9029	Ticket Sales Fund	6.48	162.00	7,262.00	0.00	7,100.00	168.48	0.00	168.48
018-9030	Bowman Building Fund - Administration	0.00	0.00	0.00	0.00	0.00	0.00	429.01	(429.01)
018-9031	LJHS - Washington DC Trip	0.00	0.00	7,011.47	0.00	0.00	7,011.47	0.00	7,011.47
018-9032	LJHS - Red Ticket Program	2,000.00	0.00	378.24	50.99	726.39	1,651.85	530.46	1,121.39
018-9033	Bowman Book Program Fund	0.00	0.00	4,050.66	0.00	0.00	4,050.66	0.00	4,050.66
018-9034	Warrior Assistance Fund	0.00	750.00	750.00	0.00	0.00	750.00	0.00	750.00
019-9002	Making Middle Schools Work Grant	315.00	0.00	0.00	0.00	0.00	315.00	0.00	315.00
019-9003	Greater Cincy Foundation Grant Learning Links	5.06	0.00	0.00	0.00	0.00	5.06	0.00	5.06
019-9005	Greater Cincy Foundation Grant Learning Links	12.18	0.00	0.00	0.00	0.00	12.18	0.00	12.18
019-9006	Warren County Board of Dev Disabilites Grant	4,739.92	0.00	50,000.00	5,223.27	36,562.90	18,177.02	0.00	18,177.02
019-9008	Donovan Economics Program Fund	107.24	0.00	0.00	0.00	0.00	107.24	0.00	107.24
019-9013	Marth Holden Jennings Grant - McAndrews	4,811.25	0.00	0.00	0.00	0.00	4,811.25	0.00	4,811.25
019-9014	Morning Movers Grant	73.33	0.00	0.00	0.00	0.00	73.33	0.00	73.33
019-9016	FUSE Grant - Donovan	0.00	0.00	4,400.00	0.00	0.00	4,400.00	0.00	4,400.00

LEBANON CITY SCHOOL DISTRICT

Cash Summary Report

Full Account Code	Description	Initial Cash	MTD Received	FYTD Received	MTD Expended	FYTD Expended	Fund Balance	Encumbrance	Unencumbered Balance
019-9019	Virginia Hamilton Grant	\$ 6.06	\$ 0.00	\$ 0.00	\$ 0.00	\$ 6.06	\$ 0.00	\$ 0.00	\$ 0.00
019-9020	LEARNING LINKS GRANT - SENSORY BREAKS LHS	12.21	0.00	0.00	0.00	0.00	12.21	0.00	12.21
019-9022	Hope Squad, Suicide Prevention Grant	283.39	0.00	0.00	0.00	0.00	283.39	0.00	283.39
019-9027	High Schools That Work Mini Grant - LJHS	625.03	0.00	0.00	0.00	0.00	625.03	0.00	625.03
019-9028	Learning Links Grant - Career Tech	1,296.00	0.00	0.00	0.00	0.00	1,296.00	0.00	1,296.00
019-9029	High Schools That Work Mini Grant - LHS	1,000.00	0.00	0.00	0.00	0.00	1,000.00	0.00	1,000.00
019-9030	Mental Health Board Grant - FY24	0.00	0.00	2,200.00	0.00	2,200.00	0.00	0.00	0.00
022-9000	Volleyball Tournament Fund	0.00	0.00	3,992.00	0.00	3,360.71	631.29	0.00	631.29
022-9001	Boys Soccer Tournament Fund	0.00	0.00	277.00	0.00	409.33	(132.33)	0.00	(132.33)
022-9004	Wrestling Tournament Fund	0.00	1,687.00	1,687.00	0.00	0.00	1,687.00	0.00	1,687.00
022-9007	Football Tournament Fund	0.00	0.00	4,160.00	0.00	1,771.32	2,388.68	0.00	2,388.68
034-0000	Classroom Facilities Maintenance .5 Mill	773,746.16	944.81	229,082.10	0.00	201,802.20	801,026.06	38,946.00	762,080.06
200-9000	Junior Council on World Affairs	1,339.06	0.00	0.00	0.00	0.00	1,339.06	0.00	1,339.06
200-9001	LHS Art Club	164.94	0.00	0.00	0.00	0.00	164.94	0.00	164.94
200-9003	LHS Drama Club	11,123.49	0.00	0.00	0.00	3,167.02	7,956.47	372.98	7,583.49
200-9004	LHS French Club	362.22	0.00	0.00	0.00	0.00	362.22	0.00	362.22
200-9005	LHS Spanish Club	748.08	0.00	0.00	0.00	0.00	748.08	0.00	748.08
200-9006	LHS FCCLA	4,432.33	800.00	800.00	0.00	300.00	4,932.33	0.00	4,932.33
200-9007	FBLA	2,473.40	0.00	10,376.00	7,370.00	9,210.00	3,639.40	0.00	3,639.40
200-9008	LHS National Honor Society	3,868.45	725.00	1,668.00	0.00	889.25	4,647.20	178.20	4,469.00
200-9011	LHS Recording Club	1,061.89	0.00	0.00	0.00	1,000.00	61.89	0.00	61.89
200-9012	AFJROTC	8,960.67	62.50	1,642.50	212.93	2,870.89	7,732.28	1,583.39	6,148.89
200-9013	LJHS Student Council	9,103.38	0.00	0.00	0.00	269.98	8,833.40	300.00	8,533.40
200-9016	LHS Student Council	24,098.31	0.00	41,852.37	1,183.78	21,510.06	44,440.62	6,995.23	37,445.39
200-9017	LJHS Warrior Pride Yearbook	14,824.20	0.00	0.00	0.00	(301.65)	15,125.85	457.26	14,668.59
200-9025	Key Club	1,592.77	0.00	715.00	0.00	310.00	1,997.77	90.00	1,907.77
200-9027	LHS Outdoor Adventure Club	1,900.62	0.00	0.00	0.00	0.00	1,900.62	0.00	1,900.62
200-9029	LHS Yearbook	27,469.25	0.00	12,815.00	0.00	1,822.76	38,461.49	2,110.24	36,351.25
200-9030	LJHS Spear Club	1,635.87	0.00	0.00	46.81	93.04	1,542.83	256.96	1,285.87
200-9032	LHS Ecology Club	393.22	0.00	0.00	0.00	0.00	393.22	0.00	393.22
200-9033	LHS Science Olympiad Fund	(203.46)	0.00	158.92	0.00	0.00	(44.54)	0.00	(44.54)
200-9035	LJHS Drama Club	31,852.62	0.00	5,342.77	0.00	5,814.77	31,380.62	2,070.23	29,310.39
200-9037	LJHS Renaissance Academic Success	1,090.53	0.00	3.00	0.00	1,124.37	(30.84)	300.00	(330.84)
200-9038	LHS Intramurals	210.27	0.00	0.00	0.00	0.00	210.27	0.00	210.27
200-9040	Daylight Prom	1,516.77	300.00	1,000.00	0.00	0.00	2,516.77	0.00	2,516.77
200-9045	LJHS Science Club	536.85	0.00	0.00	0.00	0.00	536.85	0.00	536.85

LEBANON CITY SCHOOL DISTRICT

Cash Summary Report

Full Account Code	Description	Initial Cash	MTD Received	FYTD Received	MTD Expended	FYTD Expended	Fund Balance	Encumbrance	Unencumbered Balance
200-9046	LHS Gender Sexuality Alliance (GSA)	\$ 887.10	\$ 0.00	\$ 0.00	\$ 0.00	\$ 0.00	\$ 887.10	\$ 0.00	\$ 887.10
200-9047	LJHS Builders' Club	22.50	0.00	0.00	0.00	0.00	22.50	0.00	22.50
200-9048	LHS Class of 2022	8,531.94	0.00	0.00	0.00	8,531.94	0.00	0.00	0.00
200-9050	LJHS Pop Culture Club	247.86	0.00	0.00	0.00	0.00	247.86	0.00	247.86
200-9051	LHS Beverage Cart	752.04	0.00	0.00	0.00	338.00	414.04	0.00	414.04
200-9052	LHS Class of 2023	1,216.81	0.00	0.00	0.00	0.00	1,216.81	0.00	1,216.81
200-9054	LHS Hope Squad	1,392.10	500.00	500.00	0.00	371.70	1,520.40	494.87	1,025.53
200-9055	LJHS WarZone	912.69	0.00	706.00	0.00	1,050.39	568.30	0.00	568.30
200-9056	LHS Class of 2024	3,358.54	0.00	293.00	220.99	495.98	3,155.56	833.23	2,322.33
200-9057	LHS Class of 2025	2,424.14	0.00	2,931.00	0.00	356.51	4,998.63	0.00	4,998.63
200-9058	Berry Student Council	1,602.40	0.00	0.00	0.00	1,180.00	422.40	0.00	422.40
200-9059	LHS Class of 2026	649.20	0.00	532.42	0.00	314.16	867.46	23.40	844.06
200-9060	LHS Maroon Makers	60.00	0.00	0.00	0.00	0.00	60.00	0.00	60.00
200-9061	LHS Class of 2027	0.00	0.00	1,830.00	0.00	956.25	873.75	0.00	873.75
300-9401	Varsity Winter Guard	0.00	2,990.00	9,505.00	1,283.95	5,209.20	4,295.80	650.60	3,645.20
300-9402	Junior Varsity Winter Guard	0.00	100.00	5,540.00	541.16	2,261.93	3,278.07	268.34	3,009.73
300-9403	Intermediate Winter Guard	0.00	0.00	0.00	0.00	250.58	(250.58)	0.00	(250.58)
300-9404	LHS Drumline	127.07	1,750.00	10,100.00	100.00	1,112.81	9,114.26	7,322.67	1,791.59
300-9406	Orchestra	0.00	50.00	9,628.50	157.65	4,004.08	5,624.42	150.00	5,474.42
300-9500	LHS Athletic Department	102,060.31	14,359.31	270,816.47	21,189.98	276,043.28	96,833.50	98,145.40	(1,311.90)
300-9505	LHS Captain's Council	670.03	0.00	0.00	0.00	250.87	419.16	655.17	(236.01)
300-9506	Boys Club Volleyball	5,735.27	0.00	0.00	0.00	1,482.60	4,252.67	3,244.00	1,008.67
300-9513	Indoor Track & Field	791.00	0.00	2,090.00	0.00	1,150.00	1,731.00	0.00	1,731.00
300-9514	LJHS Athletic Department	0.00	5,181.00	34,213.96	1,465.00	17,010.50	17,203.46	6,540.12	10,663.34
300-9515	LJHS Athletic Concessions	855.08	0.00	0.00	0.00	0.00	855.08	0.00	855.08
300-9516	LHS Dance Team	1,458.10	0.00	439.66	0.00	415.75	1,482.01	1,404.25	77.76
300-9993	LHS Baseball Team - Historical Society	5,496.36	3,074.69	10,575.17	1,680.00	9,984.00	6,087.53	2,445.24	3,642.29
401-9022	St. Francis Auxiliary Services FY22	38,553.29	0.00	0.00	0.00	38,553.29	0.00	0.00	0.00
401-9023	St. Francis Auxiliary Services FY23	43,294.10	0.00	0.00	0.00	43,294.10	0.00	0.00	0.00
401-9024	St. Francis Auxiliary Services FY24	0.00	75,139.23	150,646.92	2,756.97	23,252.10	127,394.82	2,674.99	124,719.83
401-9122	Lebanon United Methodist Kindergarten FY22	11,410.81	0.00	0.00	0.00	11,410.81	0.00	0.00	0.00
401-9123	Lebanon United Methodist Kindergarten FY23	5,853.18	0.00	0.00	0.00	5,853.18	0.00	0.00	0.00
401-9124	Lebanon United Methodist Kindergarten FY24	0.00	5,134.95	10,298.71	69.60	571.75	9,726.96	230.40	9,496.56
401-9223	Lebanon Christian Auxiliary Services FY23	128,319.75	0.00	0.00	0.00	128,319.75	0.00	0.00	0.00
401-9224	Lebanon Christian Auxiliary	0.00	214,505.80	429,576.90	31,510.64	216,270.27	213,306.63	1,591.73	211,714.90

LEBANON CITY SCHOOL DISTRICT

Cash Summary Report

Full Account Code	Description	Initial Cash	MTD Received	FYTD Received	MTD Expended	FYTD Expended	Fund Balance	Encumbrance	Unencumbered Balance
	Services FY24								
451-9022	FY 22 Connectivity Grant	\$ 4,500.00	\$ 0.00	\$ 0.00	\$ 0.00	\$ 0.00	\$ 4,500.00	\$ 0.00	\$ 4,500.00
451-9023	FY 23 Network Subsidy	9,000.00	0.00	0.00	0.00	0.00	9,000.00	0.00	9,000.00
451-9024	Data Communication Fund	0.00	0.00	4,730.50	0.00	0.00	4,730.50	0.00	4,730.50
461-9023	Making Middle Schools Work FY23	(4,000.00)	0.00	4,000.00	0.00	0.00	0.00	0.00	0.00
461-9118	Making Middle Grades Work - Berry	115.34	0.00	0.00	0.00	0.00	115.34	0.00	115.34
467-9020	Student Wellness and Success Fund	213,125.75	0.00	0.00	5,953.01	84,584.41	128,541.34	0.00	128,541.34
499-9020	School Safety Grant	15,799.25	0.00	0.00	0.00	2,788.00	13,011.25	0.00	13,011.25
499-9023	School Safety Grant FY 23	39,811.36	0.00	0.00	0.00	27,939.36	11,872.00	11,872.00	0.00
499-9124	Parent Mentor Grant FY 24	0.00	0.00	8,466.16	2,913.92	14,130.68	(5,664.52)	0.00	(5,664.52)
507-9123	ESSER ARP Grant Funds (COVID) - FY23	(120,499.08)	0.00	734,814.58	0.00	614,315.50	0.00	100,000.00	(100,000.00)
507-9124	ESSER ARP Grant Funds (COVID) - FY24	0.00	0.00	274,155.56	69,795.46	410,485.32	(136,329.76)	0.00	(136,329.76)
507-9323	ARP Homeless Grant - FY 23	(3,473.49)	0.00	3,473.49	0.00	0.00	0.00	0.00	0.00
507-9324	ARP Homeless Grant - FY 24	0.00	0.00	1,474.65	1,084.71	2,559.36	(1,084.71)	11,181.34	(12,266.05)
516-9023	IDEA, PART B FY 23	(389,683.16)	0.00	599,523.45	0.00	209,840.29	0.00	0.00	0.00
516-9024	IDEA, PART B FY 24	0.00	0.00	381,727.79	117,322.32	698,043.01	(316,315.22)	3,185.57	(319,500.79)
516-9222	IDEA, Part B ESSER Funds	(8,010.08)	0.00	8,010.08	0.00	0.00	0.00	0.00	0.00
516-9223	IDEA, Part B ESSER Funds	(58,564.56)	0.00	154,549.66	0.00	95,985.10	0.00	0.00	0.00
551-9023	Title III, LEP FY 23	(13,191.92)	0.00	13,191.92	0.00	0.00	0.00	0.00	0.00
551-9024	Title III, LEP FY 24	0.00	0.00	8,653.04	720.76	10,094.56	(1,441.52)	0.00	(1,441.52)
572-9023	TITLE I FY 23	(40,540.22)	0.00	114,131.29	0.00	73,591.07	0.00	0.00	0.00
572-9024	TITLE I FY 24	0.00	7,241.82	267,700.57	62,060.53	380,355.20	(112,654.63)	1,205.87	(113,860.50)
572-9123	Expanding Opportunities Grant FY23	(12,488.89)	0.00	12,488.89	0.00	0.00	0.00	0.00	0.00
584-9023	Title IV-A Student Support & Acad. Enrich.	0.00	0.00	7,282.85	0.00	7,282.85	0.00	0.00	0.00
584-9024	Title IV-A Student Support & Acad. Enrich.	0.00	0.00	6,750.00	0.00	6,750.00	0.00	10,800.00	(10,800.00)
584-9124	Title IV-A Stronger Connections Grant	0.00	0.00	0.00	0.00	0.00	0.00	3,600.00	(3,600.00)
587-9023	IDEA, Early Childhood Education FY 23	(29,772.17)	0.00	29,772.17	0.00	0.00	0.00	0.00	0.00
587-9024	IDEA, Early Childhood Education FY 24	0.00	0.00	8,942.75	3,577.10	16,096.95	(7,154.20)	0.00	(7,154.20)
587-9123	ARP IDEA Early Childhood - FY23	(3,043.76)	0.00	16,938.10	0.00	13,894.34	0.00	0.00	0.00
590-9023	TITLE II-A FY 23	0.00	0.00	18,957.45	0.00	18,957.45	0.00	0.00	0.00
590-9024	TITLE II-A FY 24	0.00	0.00	48,751.09	7,241.82	48,751.09	0.00	0.00	0.00
599-9023	School Safety Grant OFCC FY23	346,564.01	0.00	0.00	0.00	70,258.00	276,306.01	276,306.01	0.00
599-9024	Emergency Connectivity Fund Grant	(87,807.41)	0.00	74,025.00	0.00	0.00	(13,782.41)	0.00	(13,782.41)

Grand Total	\$ 45,880,645.04	\$ 10,455,465.64	\$ 53,184,195.55	\$ 5,957,066.51	\$ 56,756,289.14	\$ 42,308,551.45	\$ 8,006,752.04	\$ 34,301,799.41
--------------------	-------------------------	-------------------------	-------------------------	------------------------	-------------------------	-------------------------	------------------------	-------------------------

Start Date: 02/01/2024

End Date: 02/29/2024

LEBANON CITY SCHOOL DISTRICT

Disbursement Summary Report

Reference Number	Check Number	Type	Date	Name	Vendor #	Status	Reconcile Date	Void Date	Amount
47206		0 ACCOUNTS_PAYA BLE	2/12/2024	LEBANON CITY SCHOOLS	901040	OUTSTANDING			\$ 1,124.97
47280		0 ACCOUNTS_PAYA BLE	2/16/2024	LEBANON CITY SCHOOLS	901040	OUTSTANDING			836.92
47098	188701	ACCOUNTS_PAYA BLE	2/1/2024	EDMENTUM, INC.	806217	RECONCILED	2/29/2024		2,530.00
47105	188707	ACCOUNTS_PAYA BLE	2/6/2024	DUKE ENERGY	30760	RECONCILED	2/29/2024		1,931.96
47106	188708	ACCOUNTS_PAYA BLE	2/6/2024	DUKE ENERGY	30760	RECONCILED	2/29/2024		4,414.15
47107	188709	ACCOUNTS_PAYA BLE	2/6/2024	THE CITY OF LEBANON	30840	RECONCILED	2/29/2024		56,233.36
47113	188710	ACCOUNTS_PAYA BLE	2/7/2024	Ace Hardware W.C.	802545	RECONCILED	2/29/2024		135.95
47181	188711	ACCOUNTS_PAYA BLE	2/7/2024	AIRGAS USA LLC	804036	RECONCILED	2/29/2024		255.92
47130	188712	ACCOUNTS_PAYA BLE	2/7/2024	ALCOR SUPPLY COMPANY	809425	RECONCILED	2/29/2024		711.00
47114	188713	ACCOUNTS_PAYA BLE	2/7/2024	AMAZON CAPITAL SERVICES	808695	RECONCILED	2/29/2024		1,747.34
47196	188714	ACCOUNTS_PAYA BLE	2/7/2024	AMBER SCHMELICK	810327	RECONCILED	2/29/2024		25.00
47201	188715	ACCOUNTS_PAYA BLE	2/7/2024	AMERICAN SCHOOL COUNSELOR	809654	RECONCILED	2/29/2024		139.00
47171	188716	ACCOUNTS_PAYA BLE	2/7/2024	AYLOR, KAROL	11190	RECONCILED	2/29/2024		30.00
47137	188717	ACCOUNTS_PAYA BLE	2/7/2024	BAND SHOPPE	805593	RECONCILED	2/29/2024		134.55
47167	188718	ACCOUNTS_PAYA BLE	2/7/2024	BEST DRIVE LLC	807700	RECONCILED	2/29/2024		2,855.00
47128	188719	ACCOUNTS_PAYA BLE	2/7/2024	BIERKAN; MARGARET	805945	RECONCILED	2/29/2024		850.00
47112	188720	ACCOUNTS_PAYA BLE	2/7/2024	BLICK ART MATERIALS	20520	RECONCILED	2/29/2024		125.70
47202	188721	ACCOUNTS_PAYA BLE	2/7/2024	BOSDELL: EMILY	807346	RECONCILED	2/29/2024		102.03
47188	188722	ACCOUNTS_PAYA BLE	2/7/2024	BUSKIRK; ROBYN	610032	RECONCILED	2/29/2024		110.06
47203	188723	ACCOUNTS_PAYA BLE	2/7/2024	CALLAHAN; RANDY	30048	RECONCILED	2/29/2024		16.08
47146	188724	ACCOUNTS_PAYA BLE	2/7/2024	CAPITAL ONE	220900	RECONCILED	2/29/2024		724.52
47122	188725	ACCOUNTS_PAYA BLE	2/7/2024	CDW GOVERNMENT INC.	30015	RECONCILED	2/29/2024		1,167.07
47147	188726	ACCOUNTS_PAYA	2/7/2024	CHAMBERLIN:	30470	RECONCILED	2/29/2024		21.45

Start Date: 02/01/2024

End Date: 02/29/2024

LEBANON CITY SCHOOL DISTRICT

Disbursement Summary Report

Reference Number	Check Number	Type	Date	Name	Vendor #	Status	Reconcile Date	Void Date	Amount
		BLE		PAULA					
47195	188727	ACCOUNTS_PAYA	2/7/2024	CHARD SNYDER & ASSOCIATES	806236	RECONCILED	2/29/2024		\$ 1,344.00
		BLE							
47176	188728	ACCOUNTS_PAYA	2/7/2024	CINCINNATI BELL	802777	RECONCILED	2/29/2024		69.60
		BLE							
47180	188729	ACCOUNTS_PAYA	2/7/2024	CINCINNATI HILLS CHRISTIAN ACADEMY	809947	OUTSTANDING			350.00
		BLE							
47139	188730	ACCOUNTS_PAYA	2/7/2024	CINCINNATI OCCUPATIONAL THERAPY INSTITUTE	809884	RECONCILED	2/29/2024		609.00
		BLE							
47149	188731	ACCOUNTS_PAYA	2/7/2024	COLEMAN; JENNIFER	121078	RECONCILED	2/29/2024		28.82
		BLE							
47145	188732	ACCOUNTS_PAYA	2/7/2024	CROCKETT; MICHELLE	807148	RECONCILED	2/29/2024		46.07
		BLE							
47179	188733	ACCOUNTS_PAYA	2/7/2024	CULLIGAN OF FAIRBORN	31760	RECONCILED	2/29/2024		363.75
		BLE							
47156	188734	ACCOUNTS_PAYA	2/7/2024	DALTON; BRIAN	40055	RECONCILED	2/29/2024		13.42
		BLE							
47101	188735	REFUND	2/7/2024	DAVID KLEIN	810347	RECONCILED	2/29/2024		50.20
47173	188736	ACCOUNTS_PAYA	2/7/2024	DEBRA-KUEMPEL	808405	RECONCILED	2/29/2024		618.01
		BLE							
47194	188737	ACCOUNTS_PAYA	2/7/2024	DK TROPHY	40012	OUTSTANDING			252.00
		BLE							
47170	188738	ACCOUNTS_PAYA	2/7/2024	DONUT SHOP	40670	RECONCILED	2/29/2024		300.00
		BLE							
47183	188739	ACCOUNTS_PAYA	2/7/2024	ENNIS BRITTON CO, LPA	50660	RECONCILED	2/29/2024		4,164.95
		BLE							
47131	188740	ACCOUNTS_PAYA	2/7/2024	FARNHAM EQUIPMENT CO	808101	RECONCILED	2/29/2024		4,846.00
		BLE							
47172	188741	ACCOUNTS_PAYA	2/7/2024	FLINT; AMY	808116	RECONCILED	2/29/2024		13.56
		BLE							
47148	188742	ACCOUNTS_PAYA	2/7/2024	FOLLETT CONTENT SOLUTIONS	809666	RECONCILED	2/29/2024		6,771.73
		BLE							
47184	188743	ACCOUNTS_PAYA	2/7/2024	FRAMBES; ANITA	808009	RECONCILED	2/29/2024		195.00
		BLE							
47118	188744	ACCOUNTS_PAYA	2/7/2024	FRANK; ANNA	806490	RECONCILED	2/29/2024		68.76
		BLE							
47125	188745	ACCOUNTS_PAYA	2/7/2024	GIBSON; CHERIE	806928	RECONCILED	2/29/2024		144.39
		BLE							
47135	188746	ACCOUNTS_PAYA	2/7/2024	GORDON FOOD SERVICE	70449	RECONCILED	2/29/2024		17,291.43
		BLE							
47166	188747	ACCOUNTS_PAYA	2/7/2024	GRALER; MARK	70530	RECONCILED	2/29/2024		26.76
		BLE							
47152	188748	ACCOUNTS_PAYA	2/7/2024	HAHN; RACHEL	80000	RECONCILED	2/29/2024		8.31
		BLE							

Start Date: 02/01/2024

End Date: 02/29/2024

LEBANON CITY SCHOOL DISTRICT

Disbursement Summary Report

Reference Number	Check Number	Type	Date	Name	Vendor #	Status	Reconcile Date	Void Date	Amount
47116	188749	ACCOUNTS_PAYA BLE	2/7/2024	HEATHER FRANKS	810054	RECONCILED	2/29/2024		\$ 21.01
47190	188750	ACCOUNTS_PAYA BLE	2/7/2024	HERSHEY CREAMERY COMPANY	804945	RECONCILED	2/29/2024		436.80
47204	188751	ACCOUNTS_PAYA BLE	2/7/2024	HESTER; SARAH	807427	RECONCILED	2/29/2024		27.69
47192	188752	ACCOUNTS_PAYA BLE	2/7/2024	HODGES; KRISTEN	806523	RECONCILED	2/29/2024		42.58
47174	188753	ACCOUNTS_PAYA BLE	2/7/2024	HOME DEPOT CREDIT SERVICES	80907	RECONCILED	2/29/2024		15.64
47142	188754	ACCOUNTS_PAYA BLE	2/7/2024	HOPEWELL JR. SCHOOL	80952	OUTSTANDING			200.00
47178	188755	ACCOUNTS_PAYA BLE	2/7/2024	IBS OF OHIO RIVER VALLEY	804243	RECONCILED	2/29/2024		1,175.60
47132	188756	ACCOUNTS_PAYA BLE	2/7/2024	INTERSTATE BILLING SERVICE INC	805667	RECONCILED	2/29/2024		1,737.93
47164	188757	ACCOUNTS_PAYA BLE	2/7/2024	J.W. PEPPER & SON INC.	802092	RECONCILED	2/29/2024		225.00
47150	188758	ACCOUNTS_PAYA BLE	2/7/2024	JENIFER MOORHEAD	810334	RECONCILED	2/29/2024		13.50
47153	188759	ACCOUNTS_PAYA BLE	2/7/2024	JESSICA BARNUM	810333	RECONCILED	2/29/2024		22.75
47151	188760	ACCOUNTS_PAYA BLE	2/7/2024	JESSICA CLARK	810126	RECONCILED	2/29/2024		28.60
47138	188761	ACCOUNTS_PAYA BLE	2/7/2024	JOHN R THOMAS	810427	RECONCILED	2/29/2024		6,168.75
47109	188762	REFUND	2/7/2024	KELLY BOYD	810461	RECONCILED	2/29/2024		27.50
47140	188763	ACCOUNTS_PAYA BLE	2/7/2024	KING; CAELAN	809949	RECONCILED	2/29/2024		135.22
47110	188764	ACCOUNTS_PAYA BLE	2/7/2024	KING; JAKE	809399	RECONCILED	2/29/2024		160.00
47144	188765	ACCOUNTS_PAYA BLE	2/7/2024	KINGS LOCAL SCHOOL DISTRICT	110300	OUTSTANDING			250.00
47168	188766	ACCOUNTS_PAYA BLE	2/7/2024	KOCH SPORTING GOODS	110441	RECONCILED	2/29/2024		1,680.00
47134	188767	ACCOUNTS_PAYA BLE	2/7/2024	KROGER CO.	110545	RECONCILED	2/29/2024		378.33
47200	188768	ACCOUNTS_PAYA BLE	2/7/2024	LAKESHORE LEARNING MATERIALS	120030	RECONCILED	2/29/2024		499.00
47119	188769	ACCOUNTS_PAYA BLE	2/7/2024	LAKOTA PLAINS ATHLETIC BOOSTER	802891	RECONCILED	2/29/2024		200.00
47182	188770	ACCOUNTS_PAYA	2/7/2024	Lebanon City	800718	VOID		2/8/2024	1,124.97

Start Date: 02/01/2024

End Date: 02/29/2024

LEBANON CITY SCHOOL DISTRICT

Disbursement Summary Report

Reference Number	Check Number	Type	Date	Name	Vendor #	Status	Reconcile Date	Void Date	Amount
		BLE		Schools					
47163	188771	ACCOUNTS_PAYA	2/7/2024	LOWE'S	121095	RECONCILED	2/29/2024		\$ 206.43
		BLE							
47169	188772	ACCOUNTS_PAYA	2/7/2024	LUCID DATA CORPORATION	121110	RECONCILED	2/29/2024		1,185.00
		BLE							
47189	188773	ACCOUNTS_PAYA	2/7/2024	MCHALE, ERYN	807451	RECONCILED	2/29/2024		23.25
		BLE							
47141	188774	ACCOUNTS_PAYA	2/7/2024	MINUTEMAN PRESS	131320	RECONCILED	2/29/2024		74.21
		BLE							
47129	188775	ACCOUNTS_PAYA	2/7/2024	MOBILCOMM INC.	131456	RECONCILED	2/29/2024		362.50
		BLE							
47199	188776	ACCOUNTS_PAYA	2/7/2024	MOCKABEE; SARAH	808839	RECONCILED	2/29/2024		148.39
		BLE							
47121	188777	ACCOUNTS_PAYA	2/7/2024	MODERN MUSIC METHODS	131485	RECONCILED	2/29/2024		342.90
		BLE							
47158	188778	ACCOUNTS_PAYA	2/7/2024	MONROE LOCAL SCHOOL DISTRICT	131517	RECONCILED	2/29/2024		200.00
		BLE							
47133	188779	ACCOUNTS_PAYA	2/7/2024	NYE; TARA	806488	RECONCILED	2/29/2024		124.87
		BLE							
47127	188780	ACCOUNTS_PAYA	2/7/2024	O'REILLY AUTO PARTS	808521	RECONCILED	2/29/2024		61.45
		BLE							
47193	188781	ACCOUNTS_PAYA	2/7/2024	OFFICE 360	810289	RECONCILED	2/29/2024		34.98
		BLE							
47175	188782	ACCOUNTS_PAYA	2/7/2024	OHIO CAT	808222	RECONCILED	2/29/2024		126.78
		BLE							
47198	188783	ACCOUNTS_PAYA	2/7/2024	OTC BRANDS INC.	150457	RECONCILED	2/29/2024		9.99
		BLE							
47143	188784	ACCOUNTS_PAYA	2/7/2024	PALMER; LORI	160043	RECONCILED	2/29/2024		78.24
		BLE							
47165	188785	ACCOUNTS_PAYA	2/7/2024	PHILLIPS SUPPLY CO.	160320	RECONCILED	2/29/2024		3,379.72
		BLE							
47155	188786	ACCOUNTS_PAYA	2/7/2024	PJS & ASSOCIATES	160443	RECONCILED	2/29/2024		1,755.00
		BLE							
47197	188787	ACCOUNTS_PAYA	2/7/2024	QBS LLC	808908	RECONCILED	2/29/2024		1,750.00
		BLE							
47111	188788	ACCOUNTS_PAYA	2/7/2024	REITER DAIRY	809091	RECONCILED	2/29/2024		2,251.59
		BLE							
47161	188789	ACCOUNTS_PAYA	2/7/2024	RIVERSIDE INSIGHTS	808815	RECONCILED	2/29/2024		1,813.79
		BLE							
47108	188790	REFUND	2/7/2024	ROXANNE GORDON	810460	RECONCILED	2/29/2024		89.75
47159	188791	ACCOUNTS_PAYA	2/7/2024	STAPLES BUSINESS ADVANTAGE	804156	RECONCILED	2/29/2024		23.09
		BLE							
47126	188792	ACCOUNTS_PAYA	2/7/2024	SUNRISE COOPERATIVE INC.	807482	RECONCILED	2/29/2024		532.58
		BLE							

Start Date: 02/01/2024

End Date: 02/29/2024

LEBANON CITY SCHOOL DISTRICT

Disbursement Summary Report

Reference Number	Check Number	Type	Date	Name	Vendor #	Status	Reconcile Date	Void Date	Amount
47186	188793	ACCOUNTS_PAYA BLE	2/7/2024	TARKIN; PETER	809697	RECONCILED	2/29/2024		\$ 128.00
47157	188794	ACCOUNTS_PAYA BLE	2/7/2024	THE CHILDREN'S HOME OF CINCINNATI OHIO	809940	RECONCILED	2/29/2024		4,027.50
47124	188795	ACCOUNTS_PAYA BLE	2/7/2024	THE CITY OF LEBANON	30841	RECONCILED	2/29/2024		432.50
47187	188796	ACCOUNTS_PAYA BLE	2/7/2024	THE KLEINGERS GROUP	806797	RECONCILED	2/29/2024		1,845.00
47117	188797	ACCOUNTS_PAYA BLE	2/7/2024	TREASURER OF STATE	520037	RECONCILED	2/29/2024		123.00
47162	188798	ACCOUNTS_PAYA BLE	2/7/2024	TROPHY AWARDS	200559	RECONCILED	2/29/2024		1,326.60
47120	188799	ACCOUNTS_PAYA BLE	2/7/2024	U.S. BANK	50555	RECONCILED	2/29/2024		1,829.25
47154	188800	ACCOUNTS_PAYA BLE	2/7/2024	VERIZON WIRELESS	806436	RECONCILED	2/29/2024		1,224.96
47115	188801	ACCOUNTS_PAYA BLE	2/7/2024	W.R. HACKETT, INC.	804035	RECONCILED	2/29/2024		600.70
47185	188802	ACCOUNTS_PAYA BLE	2/7/2024	WARREN WELDING & FABRICATION	807425	RECONCILED	2/29/2024		351.21
47123	188803	ACCOUNTS_PAYA BLE	2/7/2024	WEISSMAN	810376	RECONCILED	2/29/2024		317.83
47136	188804	ACCOUNTS_PAYA BLE	2/7/2024	WHITNEY; RHONDA	805975	RECONCILED	2/29/2024		26.08
47191	188805	ACCOUNTS_PAYA BLE	2/7/2024	WIPEBOOK CORP	809962	OUTSTANDING			86.89
47177	188806	ACCOUNTS_PAYA BLE	2/7/2024	WPS	803528	RECONCILED	2/29/2024		65.00
47160	188807	ACCOUNTS_PAYA BLE	2/7/2024	ZOLNIER; MELANIE	807920	RECONCILED	2/29/2024		155.28
47205	188808	ACCOUNTS_PAYA BLE	2/12/2024	TREASURER STATE OF OHIO	200454	OUTSTANDING			460.00
47207	188809	ACCOUNTS_PAYA BLE	2/12/2024	HYATT REGENCY	81250	RECONCILED	2/29/2024		415.52
47208	188810	ACCOUNTS_PAYA BLE	2/12/2024	U.S. POSTAL SERVICE	210270	RECONCILED	2/29/2024		783.03
47267	188811	ACCOUNTS_PAYA BLE	2/16/2024	A BOOK COMPANY, LLC	807922	OUTSTANDING			3,087.74
47244	188812	ACCOUNTS_PAYA BLE	2/16/2024	ABLENET INC.	803520	RECONCILED	2/29/2024		1,395.00
47229	188813	ACCOUNTS_PAYA BLE	2/16/2024	AEP CONNECTIONS LLC	809246	OUTSTANDING			320.00
47297	188814	ACCOUNTS_PAYA BLE	2/16/2024	AFFORDABLE LANGUAGE	809194	OUTSTANDING			69.70

Start Date: 02/01/2024

End Date: 02/29/2024

LEBANON CITY SCHOOL DISTRICT

Disbursement Summary Report

Reference Number	Check Number	Type	Date	Name	Vendor #	Status	Reconcile Date	Void Date	Amount
				SERVICES					
47238	188815	ACCOUNTS_PAYA BLE	2/16/2024	ALCOR SUPPLY COMPANY	809425	RECONCILED	2/29/2024		\$ 473.05
47211	188816	ACCOUNTS_PAYA BLE	2/16/2024	AMAZON CAPITAL SERVICES	808695	RECONCILED	2/29/2024		7,615.04
47286	188817	ACCOUNTS_PAYA BLE	2/16/2024	AMY UECKER	810457	OUTSTANDING			23.52
47285	188818	ACCOUNTS_PAYA BLE	2/16/2024	AWARDS OF EXCELLENCE	804212	OUTSTANDING			210.00
47295	188819	ACCOUNTS_PAYA BLE	2/16/2024	BECKMAN ENVIRONMENTA L	20330	OUTSTANDING			133.10
47282	188820	ACCOUNTS_PAYA BLE	2/16/2024	BOB PULTE CHEVROLET	160771	RECONCILED	2/29/2024		400.92
47240	188821	ACCOUNTS_PAYA BLE	2/16/2024	BOOKPAL LLC	807846	RECONCILED	2/29/2024		4,480.76
47247	188822	ACCOUNTS_PAYA BLE	2/16/2024	BRENNAN, CHRIS	807511	RECONCILED	2/29/2024		31.52
47292	188823	ACCOUNTS_PAYA BLE	2/16/2024	BROOKS; MARGARET JO	20992	RECONCILED	2/29/2024		44.24
47261	188824	ACCOUNTS_PAYA BLE	2/16/2024	BSN SPORTS , LLC	20920	RECONCILED	2/29/2024		7,684.52
47263	188825	ACCOUNTS_PAYA BLE	2/16/2024	BULK BOOKSTORE	808620	RECONCILED	2/29/2024		773.75
47219	188826	ACCOUNTS_PAYA BLE	2/16/2024	C.C. IMEX	810403	RECONCILED	2/29/2024		764.00
47226	188827	ACCOUNTS_PAYA BLE	2/16/2024	CAPITAL ONE	220900	RECONCILED	2/29/2024		384.44
47225	188828	ACCOUNTS_PAYA BLE	2/16/2024	CDW GOVERNMENT INC.	30015	RECONCILED	2/29/2024		789.61
47258	188829	ACCOUNTS_PAYA BLE	2/16/2024	CINCINNATI BELL	20566	RECONCILED	2/29/2024		12.15
47279	188830	ACCOUNTS_PAYA BLE	2/16/2024	CINTAS	30810	RECONCILED	2/29/2024		228.74
47236	188831	ACCOUNTS_PAYA BLE	2/16/2024	CITY SAVER	809391	OUTSTANDING			100.00
47231	188832	ACCOUNTS_PAYA BLE	2/16/2024	CLARKE POWER SERVICES; INC	804658	RECONCILED	2/29/2024		1,470.60
47287	188833	ACCOUNTS_PAYA BLE	2/16/2024	CLAY HIGH SCHOOL	810476	OUTSTANDING			450.00
47221	188834	ACCOUNTS_PAYA BLE	2/16/2024	COCA COLA BOTTLING CO.	807475	RECONCILED	2/29/2024		252.77
47254	188835	ACCOUNTS_PAYA BLE	2/16/2024	CONTROLS CENTER INC	100290	RECONCILED	2/29/2024		330.45
47269	188836	ACCOUNTS_PAYA BLE	2/16/2024	COUNTRYSIDE YMCA	31487	OUTSTANDING			4,558.35

Start Date: 02/01/2024

End Date: 02/29/2024

LEBANON CITY SCHOOL DISTRICT

Disbursement Summary Report

Reference Number	Check Number	Type	Date	Name	Vendor #	Status	Reconcile Date	Void Date	Amount
47256	188837	ACCOUNTS_PAYA BLE	2/16/2024	CTL CORPORATION	806880	RECONCILED	2/29/2024		\$ 638.16
47242	188838	ACCOUNTS_PAYA BLE	2/16/2024	DAVIS TEAM FUNDRAISING	808892	RECONCILED	2/29/2024		161.00
47234	188839	ACCOUNTS_PAYA BLE	2/16/2024	DELL MARKETING L.P.	40323	RECONCILED	2/29/2024		828.99
47233	188840	ACCOUNTS_PAYA BLE	2/16/2024	EDUCATIONAL SERVICE CENTER	804135	RECONCILED	2/29/2024		200.00
47281	188841	ACCOUNTS_PAYA BLE	2/16/2024	FLINN SCIENTIFIC, INC.	60300	RECONCILED	2/29/2024		707.40
47257	188842	ACCOUNTS_PAYA BLE	2/16/2024	FOLLETT CONTENT SOLUTIONS	809666	RECONCILED	2/29/2024		1,534.40
47262	188843	ACCOUNTS_PAYA BLE	2/16/2024	FOLLETT HIGHER EDUCATION GROUP	807081	RECONCILED	2/29/2024		189.47
47255	188844	ACCOUNTS_PAYA BLE	2/16/2024	FRANZ; CLIFTON	802828	RECONCILED	2/29/2024		38.08
47241	188845	ACCOUNTS_PAYA BLE	2/16/2024	GRAINGER	804685	RECONCILED	2/29/2024		1,014.67
47249	188846	ACCOUNTS_PAYA BLE	2/16/2024	GRALER; MARK	70530	RECONCILED	2/29/2024		18.24
47275	188847	ACCOUNTS_PAYA BLE	2/16/2024	GREENE; CASEY	190500	RECONCILED	2/29/2024		87.86
47251	188848	ACCOUNTS_PAYA BLE	2/16/2024	GREGG; KIM	801757	RECONCILED	2/29/2024		484.87
47265	188849	ACCOUNTS_PAYA BLE	2/16/2024	HAMILTON COUNTY ESC	80138	RECONCILED	2/29/2024		12,518.44
47277	188850	ACCOUNTS_PAYA BLE	2/16/2024	HAND2MIND INC.	50749	RECONCILED	2/29/2024		67.99
47273	188851	ACCOUNTS_PAYA BLE	2/16/2024	HEALTHWORKS	808030	RECONCILED	2/29/2024		1,217.25
47210	188852	REFUND	2/14/2024	HELEN ROBB	810468	RECONCILED	2/29/2024		90.50
47278	188853	ACCOUNTS_PAYA BLE	2/16/2024	HERSHEY CREAMERY COMPANY	804945	RECONCILED	2/29/2024		560.40
47274	188854	ACCOUNTS_PAYA BLE	2/16/2024	HOME DEPOT CREDIT SERVICES	80907	OUTSTANDING			48.10
47284	188855	ACCOUNTS_PAYA BLE	2/16/2024	HTG	807157	RECONCILED	2/29/2024		915.00
47288	188856	ACCOUNTS_PAYA BLE	2/16/2024	IBS OF OHIO RIVER VALLEY	804243	RECONCILED	2/29/2024		734.75
47276	188857	ACCOUNTS_PAYA BLE	2/16/2024	INSTITUTE FOR MULTI-SENSORY EDUCATION	809955	RECONCILED	2/29/2024		264.95
47224	188858	ACCOUNTS_PAYA BLE	2/16/2024	INTERSTATE BILLING SERVICE	805667	OUTSTANDING			253.16

Start Date: 02/01/2024

End Date: 02/29/2024

LEBANON CITY SCHOOL DISTRICT

Disbursement Summary Report

Reference Number	Check Number	Type	Date	Name	Vendor #	Status	Reconcile Date	Void Date	Amount
				INC					
47209	188859	REFUND	2/7/2024	JANELLE KIRCHNER	810421	OUTSTANDING			\$ 208.50
47272	188860	ACCOUNTS_PAYA BLE	2/16/2024	KEY BEHAVIOR SERVICES LLC	809982	RECONCILED	2/29/2024		10,819.93
47252	188861	ACCOUNTS_PAYA BLE	2/16/2024	KLOSTERMAN BAKING COMPANY	803558	RECONCILED	2/29/2024		452.21
47235	188862	ACCOUNTS_PAYA BLE	2/16/2024	KOI AUTO PARTS	120430	RECONCILED	2/29/2024		498.77
47266	188863	ACCOUNTS_PAYA BLE	2/16/2024	KROGER CO.	110545	RECONCILED	2/29/2024		57.84
47283	188864	ACCOUNTS_PAYA BLE	2/16/2024	LAMINATING USA LLC	802402	OUTSTANDING			160.00
47248	188865	ACCOUNTS_PAYA BLE	2/16/2024	LEARNING A-Z	802419	RECONCILED	2/29/2024		723.00
47268	188866	ACCOUNTS_PAYA BLE	2/16/2024	LOVELEAND HIGH SCHOOL	121092	OUTSTANDING			175.00
47216	188867	ACCOUNTS_PAYA BLE	2/16/2024	LOWE'S	121095	OUTSTANDING			537.91
47290	188868	ACCOUNTS_PAYA BLE	2/16/2024	MECHANICSBUR G HIGH SCHOOL	809685	OUTSTANDING			250.00
47270	188869	ACCOUNTS_PAYA BLE	2/16/2024	MILLCRAFT PAPER COMPANY	810141	RECONCILED	2/29/2024		1,653.00
47294	188870	ACCOUNTS_PAYA BLE	2/16/2024	MUSSER EXCAVATING	801796	RECONCILED	2/29/2024		475.00
47239	188871	ACCOUNTS_PAYA BLE	2/16/2024	NCS PEARSON INC.	801930	RECONCILED	2/29/2024		850.50
47222	188872	ACCOUNTS_PAYA BLE	2/16/2024	NEW RICHMOND SCHOOL DISTRICT	805198	OUTSTANDING			225.00
47212	188873	ACCOUNTS_PAYA BLE	2/16/2024	NEXT LEVEL PREP LLC	809677	RECONCILED	2/29/2024		12,105.00
47264	188874	ACCOUNTS_PAYA BLE	2/16/2024	O'REILLY AUTO PARTS	808521	OUTSTANDING			119.60
47289	188875	ACCOUNTS_PAYA BLE	2/16/2024	OFFICE 360	810289	RECONCILED	2/29/2024		116.99
47223	188876	ACCOUNTS_PAYA BLE	2/16/2024	OHIO CAT	808222	RECONCILED	2/29/2024		1,721.13
47232	188877	ACCOUNTS_PAYA BLE	2/16/2024	OHIO SCHOLAR TRANSPORT	809952	RECONCILED	2/29/2024		50,509.25
47250	188878	ACCOUNTS_PAYA BLE	2/16/2024	OHSAA	802132	RECONCILED	2/29/2024		880.00
47253	188879	ACCOUNTS_PAYA BLE	2/16/2024	OTC BRANDS INC.	150457	RECONCILED	2/29/2024		119.96
47271	188880	ACCOUNTS_PAYA BLE	2/16/2024	PERRY, DEBORAH	807697	RECONCILED	2/29/2024		44.95
47220	188881	ACCOUNTS_PAYA	2/16/2024	PHILLIPS SUPPLY	160320	RECONCILED	2/29/2024		8,080.84

Start Date: 02/01/2024

End Date: 02/29/2024

LEBANON CITY SCHOOL DISTRICT

Disbursement Summary Report

Reference Number	Check Number	Type	Date	Name	Vendor #	Status	Reconcile Date	Void Date	Amount
47213	188882	BLE ACCOUNTS_PAYA	2/16/2024	CO. PRC TECHNOLOGY GROUP LLC	807187	RECONCILED	2/29/2024		\$ 2,125.00
47245	188883	BLE ACCOUNTS_PAYA	2/16/2024	QBS LLC	808908	OUTSTANDING			66.00
47218	188884	BLE ACCOUNTS_PAYA	2/16/2024	REITER DAIRY	809091	RECONCILED	2/29/2024		3,200.24
47237	188885	BLE ACCOUNTS_PAYA	2/16/2024	RUMPKE OF OHIO INC.	804873	RECONCILED	2/29/2024		1,003.78
47243	188886	BLE ACCOUNTS_PAYA	2/16/2024	S&S SCHOOL BUS SEATS AND PARTS	809582	RECONCILED	2/29/2024		1,043.50
47246	188887	BLE ACCOUNTS_PAYA	2/16/2024	SCHOOL NUTRITION ASSOCIATION	11073	RECONCILED	2/29/2024		161.00
47299	188888	BLE ACCOUNTS_PAYA	2/16/2024	SOUTHERN OHIO PIZZA INC	808724	OUTSTANDING			57.49
47230	188889	BLE ACCOUNTS_PAYA	2/16/2024	SOUTHWEST OHIO COUNCIL	808737	RECONCILED	2/29/2024		8,437.62
47260	188890	BLE ACCOUNTS_PAYA	2/16/2024	SPEAR IT SHOP LLC	809244	RECONCILED	2/29/2024		525.00
47217	188891	BLE ACCOUNTS_PAYA	2/16/2024	SUNRISE COOPERATIVE INC.	807482	RECONCILED	2/29/2024		297.14
47259	188892	BLE ACCOUNTS_PAYA	2/16/2024	SWANK MOVIE LICENSING USA	131457	RECONCILED	2/29/2024		1,008.00
47298	188893	BLE ACCOUNTS_PAYA	2/16/2024	THE CHILDREN'S HOME OF CINCINNATI OHIO	809940	RECONCILED	2/29/2024		4,410.00
47227	188894	BLE ACCOUNTS_PAYA	2/16/2024	THE CITY OF LEBANON	30841	RECONCILED	2/29/2024		13,283.76
47214	188895	BLE ACCOUNTS_PAYA	2/16/2024	TIMECLOCK PLUS, LLC	810466	VOID		3/4/2024	47,270.77
47291	188896	BLE ACCOUNTS_PAYA	2/16/2024	UPPER ARLINGTON SCHOOLS	809679	RECONCILED	2/29/2024		525.00
47215	188897	BLE ACCOUNTS_PAYA	2/16/2024	W.R. HACKETT, INC.	804035	RECONCILED	2/29/2024		3,822.40
47293	188898	BLE ACCOUNTS_PAYA	2/16/2024	WALMART VISION CENTER	805457	RECONCILED	2/29/2024		69.00
47228	188899	BLE ACCOUNTS_PAYA	2/16/2024	WARREN COUNTY ESC	230196	RECONCILED	2/29/2024		4,367.00
47296	188900	BLE ACCOUNTS_PAYA	2/16/2024	WESTERN BROWN HIGH SCHOOL	804437	RECONCILED	2/29/2024		35.00
47301	188901	PAYROLL	2/20/2024	LEBANON CITY		OUTSTANDING			1,774,023.95

Start Date: 02/01/2024

End Date: 02/29/2024

LEBANON CITY SCHOOL DISTRICT

Disbursement Summary Report

Reference Number	Check Number	Type	Date	Name	Vendor #	Status	Reconcile Date	Void Date	Amount
47303	188902	ACCOUNTS_PAYA BLE	2/23/2024	SCHOOL DISTRICT SWOOSH Insurance Consortium	900005	OUTSTANDING			\$ 750,164.61
47302	188903	ACCOUNTS_PAYA BLE	2/23/2024	METLIFE	900008	OUTSTANDING			37,302.85
47304	188904	ACCOUNTS_PAYA BLE	2/22/2024	OHIO FBLA	802615	OUTSTANDING			7,370.00
47313	188905	ACCOUNTS_PAYA BLE	2/23/2024	ALCOR SUPPLY COMPANY	809425	RECONCILED	2/29/2024		1,233.10
47317	188906	ACCOUNTS_PAYA BLE	2/23/2024	AMAZON CAPITAL SERVICES	808695	OUTSTANDING			1,505.01
47360	188907	ACCOUNTS_PAYA BLE	2/23/2024	BATTERIES PLUS	805394	RECONCILED	2/29/2024		1,739.94
47344	188908	ACCOUNTS_PAYA BLE	2/23/2024	BETHESDA HEALTHCARE INC.	20453	RECONCILED	2/29/2024		689.00
47331	188909	ACCOUNTS_PAYA BLE	2/23/2024	BUTLER; SCOTT	21137	RECONCILED	2/29/2024		282.94
47339	188910	ACCOUNTS_PAYA BLE	2/23/2024	C.C. IMEX	810403	RECONCILED	2/29/2024		191.00
47307	188911	ACCOUNTS_PAYA BLE	2/23/2024	CAPITAL ONE	220900	OUTSTANDING			290.59
47314	188912	ACCOUNTS_PAYA BLE	2/23/2024	CAROLINA BIOLOGICAL SUPPLY CO.	30187	RECONCILED	2/29/2024		260.31
47350	188913	ACCOUNTS_PAYA BLE	2/23/2024	CBTS	20563	OUTSTANDING			34.96
47336	188914	ACCOUNTS_PAYA BLE	2/23/2024	CDW GOVERNMENT INC.	30015	OUTSTANDING			224.00
47311	188915	ACCOUNTS_PAYA BLE	2/23/2024	CINCINNATI BELL	802604	RECONCILED	2/29/2024		466.33
47355	188916	ACCOUNTS_PAYA BLE	2/23/2024	CINCINNATI BELL	802718	RECONCILED	2/29/2024		979.36
47345	188917	ACCOUNTS_PAYA BLE	2/23/2024	CINCINNATI BELL	20566	RECONCILED	2/29/2024		457.62
47370	188918	ACCOUNTS_PAYA BLE	2/23/2024	COCA COLA BOTTLING CO.	807475	RECONCILED	2/29/2024		1,677.80
47361	188919	ACCOUNTS_PAYA BLE	2/23/2024	COLONIAL OIL INDUSTRIES, INC.	809583	OUTSTANDING			27,615.62
47335	188920	ACCOUNTS_PAYA BLE	2/23/2024	COMMERCIAL PARTS & SERVICE	808635	RECONCILED	2/29/2024		1,882.00
47330	188921	ACCOUNTS_PAYA BLE	2/23/2024	CONTINENTAL OFFICE	807112	RECONCILED	2/29/2024		2,055.00

Start Date: 02/01/2024

End Date: 02/29/2024

LEBANON CITY SCHOOL DISTRICT

Disbursement Summary Report

Reference Number	Check Number	Type	Date	Name	Vendor #	Status	Reconcile Date	Void Date	Amount
47353	188922	ACCOUNTS_PAYA BLE	2/23/2024	DALTON ROOFING CO	810452	OUTSTANDING			\$ 473.75
47326	188923	ACCOUNTS_PAYA BLE	2/23/2024	DAVIS TEAM FUNDRAISING	808892	RECONCILED	2/29/2024		105.00
47379	188924	ACCOUNTS_PAYA BLE	2/23/2024	DEBRA-KUEMPEL	808405	RECONCILED	2/29/2024		3,418.01
47333	188925	ACCOUNTS_PAYA BLE	2/23/2024	DELL MARKETING L.P.	40323	RECONCILED	2/29/2024		159.09
47359	188926	ACCOUNTS_PAYA BLE	2/23/2024	DUKE ENERGY	30760	OUTSTANDING			2,069.98
47348	188927	ACCOUNTS_PAYA BLE	2/23/2024	ECONOMICS CENTER	802901	OUTSTANDING			440.00
47369	188928	ACCOUNTS_PAYA BLE	2/23/2024	ENZO'S CLEANING SOLUTIONS LLC	808617	RECONCILED	2/29/2024		2,000.00
47346	188929	ACCOUNTS_PAYA BLE	2/23/2024	EQUIPMENT DEPOT	807389	RECONCILED	2/29/2024		441.00
47354	188930	ACCOUNTS_PAYA BLE	2/23/2024	FAIRMONT HIGH SCHOOL	810362	RECONCILED	2/29/2024		125.00
47377	188931	ACCOUNTS_PAYA BLE	2/23/2024	FIRST ADVANTAGE TAX	807093	OUTSTANDING			240.00
47309	188932	ACCOUNTS_PAYA BLE	2/23/2024	FLINN SCIENTIFIC, INC.	60300	RECONCILED	2/29/2024		2,183.59
47341	188933	ACCOUNTS_PAYA BLE	2/23/2024	GALLACHER, CONNIE	803592	OUTSTANDING			62.98
47312	188934	ACCOUNTS_PAYA BLE	2/23/2024	GORDON FOOD SERVICE	70449	RECONCILED	2/29/2024		25,592.01
47382	188935	ACCOUNTS_PAYA BLE	2/23/2024	GORDON; BRET	805691	RECONCILED	2/29/2024		126.41
47365	188936	ACCOUNTS_PAYA BLE	2/23/2024	GRAINGER	804685	RECONCILED	2/29/2024		22.17
47321	188937	ACCOUNTS_PAYA BLE	2/23/2024	HACKNEY; RENEE	809838	OUTSTANDING			9.78
47357	188938	ACCOUNTS_PAYA BLE	2/23/2024	HAL LEONARD CORPORATION	80055	OUTSTANDING			26.90
47347	188939	ACCOUNTS_PAYA BLE	2/23/2024	HEALTHCARE PROCESS	803575	OUTSTANDING			6,750.00
47363	188940	ACCOUNTS_PAYA BLE	2/23/2024	HEINEMANN	802687	RECONCILED	2/29/2024		51.25
47351	188941	ACCOUNTS_PAYA BLE	2/23/2024	HERSHEY CREAMERY COMPANY	804945	OUTSTANDING			370.80
47325	188942	ACCOUNTS_PAYA BLE	2/23/2024	HOME DEPOT CREDIT SERVICES	80907	OUTSTANDING			153.70
47315	188943	ACCOUNTS_PAYA BLE	2/23/2024	IGS VENTURES, INC	810167	OUTSTANDING			17,758.53
47329	188944	ACCOUNTS_PAYA	2/23/2024	INTERSTATE	805667	RECONCILED	2/29/2024		2,052.99

Start Date: 02/01/2024

End Date: 02/29/2024

LEBANON CITY SCHOOL DISTRICT

Disbursement Summary Report

Reference Number	Check Number	Type	Date	Name	Vendor #	Status	Reconcile Date	Void Date	Amount
		BLE		BILLING SERVICE INC					
47367	188945	ACCOUNTS_PAYA	2/23/2024	JS LANGUAGES LLC	803721	RECONCILED	2/29/2024		\$ 360.00
47338	188946	ACCOUNTS_PAYA	2/23/2024	KEY BEHAVIOR SERVICES LLC	809982	RECONCILED	2/29/2024		4,664.21
47318	188947	ACCOUNTS_PAYA	2/23/2024	KLOSTERMAN BAKING COMPANY	803558	RECONCILED	2/29/2024		593.58
47362	188948	ACCOUNTS_PAYA	2/23/2024	KOCH REFRIGERATION CO.	110442	RECONCILED	2/29/2024		135.00
47332	188949	ACCOUNTS_PAYA	2/23/2024	KROGER CO.	110545	RECONCILED	2/29/2024		869.96
47308	188950	ACCOUNTS_PAYA	2/23/2024	LINEHAUL HEAVY DUTY LLC	805272	RECONCILED	2/29/2024		115.71
47322	188951	ACCOUNTS_PAYA	2/23/2024	MASON HIGH SCHOOL	130594	OUTSTANDING			300.00
47306	188952	ACCOUNTS_PAYA	2/23/2024	MAXIM HEALTHCARE	805953	RECONCILED	2/29/2024		5,950.00
47328	188953	ACCOUNTS_PAYA	2/23/2024	MIAMI UNIVERSITY	131033	OUTSTANDING			100.00
47324	188954	ACCOUNTS_PAYA	2/23/2024	MINUTEMAN PRESS	131320	RECONCILED	2/29/2024		247.63
47371	188955	ACCOUNTS_PAYA	2/23/2024	MODERN LEASING	806608	OUTSTANDING			12,600.83
47323	188956	ACCOUNTS_PAYA	2/23/2024	MODERN OFFICE METHODS	131480	RECONCILED	2/29/2024		642.85
47375	188957	ACCOUNTS_PAYA	2/23/2024	MONTGOMERY COUNTY	131520	RECONCILED	2/29/2024		5,295.00
47352	188958	ACCOUNTS_PAYA	2/23/2024	NCS PEARSON INC.	801930	RECONCILED	2/29/2024		112.00
47358	188959	ACCOUNTS_PAYA	2/23/2024	NORWOOD HARDWARE & SUPPLY CO.	140470	RECONCILED	2/29/2024		512.00
47380	188960	ACCOUNTS_PAYA	2/23/2024	O.A.S.B.O.	150112	OUTSTANDING			175.00
47316	188961	ACCOUNTS_PAYA	2/23/2024	OHIO CAT	808222	RECONCILED	2/29/2024		1,028.21
47374	188962	ACCOUNTS_PAYA	2/23/2024	OSBA	610088	OUTSTANDING			275.00
47381	188963	ACCOUNTS_PAYA	2/23/2024	PETROCHOICE OHIO	804199	OUTSTANDING			202.27
47349	188964	ACCOUNTS_PAYA	2/23/2024	PHILLIPS SUPPLY CO.	160320	RECONCILED	2/29/2024		10,586.18
47366	188965	ACCOUNTS_PAYA	2/23/2024	REBER, KIM	806648	OUTSTANDING			23.71
47356	188966	ACCOUNTS_PAYA	2/23/2024	REITER DAIRY	809091	OUTSTANDING			128.67

Start Date: 02/01/2024

End Date: 02/29/2024

LEBANON CITY SCHOOL DISTRICT

Disbursement Summary Report

Reference Number	Check Number	Type	Date	Name	Vendor #	Status	Reconcile Date	Void Date	Amount
		BLE							
47343	188967	ACCOUNTS_PAYA	2/23/2024	SCHNEIDER	802356	RECONCILED	2/29/2024		\$ 1,097.00
		BLE		ELECTRIC					
47364	188968	ACCOUNTS_PAYA	2/23/2024	SCHOOL	809420	OUTSTANDING			94.32
		BLE		SPECIALTY LLC					
47340	188969	ACCOUNTS_PAYA	2/23/2024	SHIFFLER	190916	RECONCILED	2/29/2024		539.46
		BLE		EQUIPMENT					
				SALES INC					
47373	188970	ACCOUNTS_PAYA	2/23/2024	SOUTHERN OHIO	808724	OUTSTANDING			1,397.47
		BLE		PIZZA INC					
47334	188971	ACCOUNTS_PAYA	2/23/2024	SUNRISE	807482	RECONCILED	2/29/2024		422.93
		BLE		COOPERATIVE					
				INC.					
47372	188972	ACCOUNTS_PAYA	2/23/2024	TAYLOR	809954	RECONCILED	2/29/2024		164.66
		BLE		BROTHERS DOOR					
				LOCK LLC					
47327	188973	ACCOUNTS_PAYA	2/23/2024	THE PENWORTHY	160204	RECONCILED	2/29/2024		3,270.46
		BLE		COMPANY					
47368	188974	ACCOUNTS_PAYA	2/23/2024	TITAN TROPHIES	810205	OUTSTANDING			1,388.40
		BLE		& APPAREL LLC					
47310	188975	ACCOUNTS_PAYA	2/23/2024	TOWNE PEST	200392	RECONCILED	2/29/2024		375.00
		BLE		CONTROL					
47320	188976	ACCOUNTS_PAYA	2/23/2024	U.S. POSTAL	210270	OUTSTANDING			132.00
		BLE		SERVICE					
47342	188977	ACCOUNTS_PAYA	2/23/2024	VERTICAL	220162	OUTSTANDING			59.00
		BLE		SYSTEMS					
				ELEVATOR					
47319	188978	ACCOUNTS_PAYA	2/23/2024	W.R. HACKETT,	804035	RECONCILED	2/29/2024		5,036.40
		BLE		INC.					
47337	188979	ACCOUNTS_PAYA	2/23/2024	WARREN	230194	RECONCILED	2/29/2024		1,180.00
		BLE		COUNTY					
47378	188980	ACCOUNTS_PAYA	2/23/2024	WARREN	230190	RECONCILED	2/29/2024		2,000.00
		BLE		COUNTY CAREER					
				CENTER					
47305	188981	REFUND	2/28/2024	WARRIOR WAY	810478	OUTSTANDING			200.00
				LLC					
47376	188982	ACCOUNTS_PAYA	2/23/2024	WATTS CARE CPR	810137	OUTSTANDING			5,033.50
		BLE		LLC					
47384	188983	ACCOUNTS_PAYA	2/23/2024	AEP	809246	OUTSTANDING			60.00
		BLE		CONNECTIONS					
				LLC					
47385	188984	ACCOUNTS_PAYA	2/23/2024	AMAZON	808695	OUTSTANDING			13.98
		BLE		CAPITAL					
				SERVICES					
47386	188985	ACCOUNTS_PAYA	2/23/2024	QBS LLC	808908	OUTSTANDING			2,050.00
		BLE							
47383	188986	ACCOUNTS_PAYA	2/23/2024	WARREN	230196	RECONCILED	2/29/2024		406,330.22
		BLE		COUNTY ESC					

Start Date: 02/01/2024

End Date: 02/29/2024

LEBANON CITY SCHOOL DISTRICT

Disbursement Summary Report

Reference Number	Check Number	Type	Date	Name	Vendor #	Status	Reconcile Date	Void Date	Amount
47387	188987	ACCOUNTS_PAYA BLE	2/26/2024	U.S. POSTAL SERVICE	210270	RECONCILED	2/29/2024		\$ 1,727.72
47388	188988	ACCOUNTS_PAYA BLE	2/2/2024	SCHOOL EMPLOYEES RETIREMENT	901030	OUTSTANDING			62,813.00
47300	188989	PAYROLL	2/5/2024	LEBANON CITY SCHOOL DISTRICT		OUTSTANDING			1,732,187.48
47389	188990	ACCOUNTS_PAYA BLE	2/16/2024	SCHOOL EMPLOYEES RETIREMENT	901030	OUTSTANDING			62,813.00
47390	188991	ACCOUNTS_PAYA BLE	2/5/2024	SCHOOL EMPLOYEES RETIREMENT	901030	OUTSTANDING			2,463.22
47391	188992	ACCOUNTS_PAYA BLE	2/20/2024	SCHOOL EMPLOYEES RETIREMENT	901030	OUTSTANDING			2,463.22
47392	188993	ACCOUNTS_PAYA BLE	2/2/2024	STATE TEACHERS RETIREMENT SYS	901022	OUTSTANDING			193,528.00
47393	188994	ACCOUNTS_PAYA BLE	2/16/2024	STATE TEACHERS RETIREMENT SYS	901022	OUTSTANDING			193,528.00
47394	188995	ACCOUNTS_PAYA BLE	2/5/2024	STATE TEACHERS RETIREMENT SYS	901022	OUTSTANDING			14,253.93
47395	188996	ACCOUNTS_PAYA BLE	2/20/2024	STATE TEACHERS RETIREMENT SYS	901022	OUTSTANDING			14,253.93
47396	188997	ACCOUNTS_PAYA BLE	2/2/2024	WARREN COUNTY ESC	901055	OUTSTANDING			1,366.94
47397	188998	ACCOUNTS_PAYA BLE	2/16/2024	WARREN COUNTY ESC	901055	OUTSTANDING			1,366.94
47398	188999	ACCOUNTS_PAYA BLE	2/2/2024	TUITION	901090	OUTSTANDING			35,712.75
47399	189000	ACCOUNTS_PAYA BLE	2/16/2024	TUITION	901090	OUTSTANDING			47,977.14
47401	189002	ACCOUNTS_PAYA BLE	2/20/2024	RELIASTAR LIFE INSURANCE CO.	905715	OUTSTANDING			2,237.41
47403	189003	ACCOUNTS_PAYA BLE	2/20/2024	LCSO PAYROLL/MEDICA RE	901041	OUTSTANDING			24,090.80
47402	189004	ACCOUNTS_PAYA BLE	2/5/2024	LCSO PAYROLL/MEDICA RE	901041	OUTSTANDING			23,566.71
47404	189005	ACCOUNTS_PAYA BLE	2/2/2024	LEBANON CITY SCHOOLS	901040	OUTSTANDING			800.00
47405	189006	ACCOUNTS_PAYA BLE	2/21/2024	LEBANON CITY SCHOOLS	901040	OUTSTANDING			333.35
47406	189007	ACCOUNTS_PAYA BLE	2/29/2024	LEBANON CITY SCHOOLS	901040	OUTSTANDING			447.66
47407	189008	ACCOUNTS_PAYA BLE	2/29/2024	LEBANON CITIZENS	901035	OUTSTANDING			283.44

Start Date: 02/01/2024

End Date: 02/29/2024

LEBANON CITY SCHOOL DISTRICT

Disbursement Summary Report

Reference Number	Check Number	Type	Date	Name	Vendor #	Status	Reconcile Date	Void Date	Amount
47408	189009	ACCOUNTS_PAYA BLE	2/29/2024	Robert W. Baird and Co.	901021	OUTSTANDING			\$ 292.33
Grand Total									\$ 5,967,639.76

**Lebanon City School District
Bank Reconciliation
February 29, 2024**

BANK ACCOUNTS

LCNB - OPERATING ACCOUNT	\$7,300,266.14
CHANGE FUNDS	\$60.00
DRAGONFLY START UP DEPOSIT	\$14,575.06

INVESTMENT ACCOUNTS

STAR OHIO - GENERAL (33648)	\$8,989,118.27
STAR OHIO - BOND RETIREMENT (33540)	\$142,575.95
STAR OHIO - CAPITAL PROJECTS (34814)	\$556,158.70
STAR OHIO - EXPENDABLE TRUST SCHOLARSHIPS (68988)	\$174,193.42
STAR OHIO - NONEXPENDABLE TRUST SCHOLARSHIPS (68979)	\$131,061.29
STAR OHIO - CONSTRUCTION RETAINAGE (76921)	\$6,889.40
RED TREE INVESTMENT FUND	\$2,344,195.48
HUNTINGTON MONEY MARKET - 1041007845	\$4,539,703.02
HUNTINGTON MONEY MARKET - 1041010751	\$104,276.46
HUNTINGTON - MONEY MARKET GENERAL ACCOUNT (HCS021663) (NetXInvestor)	\$21,736.87
HUNTINGTON - HCS 020095 (NetXInvestor)	\$714.97
HUNTINGTON - HCS 020103 (NetXInvestor)	\$18,185,956.20

TOTAL \$42,511,481.23

OUTSTANDING CHECKS

O/S CHECKS - LCNB OPERATING	(\$155,755.69)
-----------------------------	----------------

BANK ADJUSTMENTS

LCNB PAYROLL BANK ACCT - INTEREST TO BE TRANSFERRED TO OPERATING ACCT	5.74
---	------

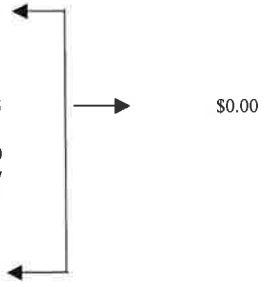
DEPOSITS IN TRANSIT

Account Analysis Charge from Payroll (February)	(\$61.96)
---	-----------

ADJUSTED BANK BALANCE \$42,355,669.32

BOOK BALANCE / ADJUSTMENTS

BOOK BALANCE	42,308,551.45		
Receipts posted in February, deposited in March	-1,172.90		
February check voided in future month (March)	47,270.77		
February check voided in future month (March)	\$1,020.00		
ADJUSTED BOOK BALANCE	\$42,355,669.32		



TIES TO FUND BALANCE ON CASH SUMMARY REPORT

Reviewed By: Karen Erwin Date: 3/7/24

Lebanon City School District
Payroll Reconciliation
February 29, 2024

LCNB Payroll Account - Current Balance	38,976.66
Outstanding Checks	
<hr/>	
O/S Checks - LCNB Payroll	(39,118.70)
Deposits in Transit	
<hr/>	
Transfer from Operating Account to Cover Account Analysis Charge (January)	61.96
Adjusted Bank Balance	(80.08)
Adjustments	
<hr/>	
Interest for January	(5.74)
Adjustment to local tax - Clinton-Massie	<u>85.82</u>
Adjusted Balance	<u><u>0.00</u></u>

Reconciliation Reviewed By: Karen Ervin

**Lebanon City School District
Investment Report
For the Month Ending February 29, 2024**

Type	Issuer	Cost	Coupon Rate	Maturity Date	Purchase Date	Yield to Maturity	Days to Maturity	Market Value
FHLB Note (313ATUQ8)	Red Tree Investments	99,856.00	4.88%	3/8/2024	12/28/2022	1.13%	8	99,984.85
FHLB Note (3130APH65)	Red Tree Investments	105,000.00	0.61%	10/25/2024	10/25/2021	0.61%	239	101,909.50
FHLB Note (3130APQ81)	Red Tree Investments	100,000.00	1.00%	11/8/2024	11/8/2021	2.89%	253	97,169.54
FHLM Note (3134GWZV1)	Red Tree Investments	95,000.00	0.65%	10/22/2025	10/23/2020	0.65%	601	88,801.06
FHLM Note (3133EPBJ3)	Red Tree Investments	99,568.00	4.53%	2/23/2026	2/23/2023	2.77%	725	99,530.01
FHLM Note (3130AYCR5)	Red Tree Investments	100,000.00	5.50%	1/22/2027	1/22/2024	2.71%	1,058	99,885.61
FHLM Note (3134GYUN0)	Red Tree Investments	110,000.00	5.65%	6/28/2027	6/28/2023	3.53%	1,215	109,524.34
FHLM Note (3130AXVK1)	Red Tree Investments	100,000.00	5.87%	12/14/2028	12/14/2023	4.23%	1,750	100,046.29
FHLB Note (3130ALKB9)	Red Tree Investments	90,000.00	0.75%	3/17/2026	3/17/2021	1.09%	747	84,484.96
US Treasury Note (9128283P3)	Red Tree Investments	78,968.75	2.25%	12/31/2024	4/21/2022	2.75%	306	78,131.25
US Treasury Note (91282CJR3)	Red Tree Investments	98,753.91	4.03%	12/31/2028	1/19/2024	4.43%	1,767	97,671.87
Certificate of Deposit (15131XFF9)	Red Tree Investments	99,900.00	4.55%	1/31/2025	1/31/2023	1.89%	337	99,485.72
Certificate of Deposit (856285TF8)	Red Tree Investments	247,132.00	1.60%	4/29/2025	4/29/2020	4.80%	425	238,602.34
Commerical Paper (78009ACK8)	Red Tree Investments	110,309.53	0.00%	3/19/2024	6/27/2023	5.75%	19	114,676.73
Commerical Paper (89119ACR7)	Red Tree Investments	105,404.75	0.00%	3/25/2024	6/29/2023	5.81%	25	109,595.64
Commerical Paper (63873JEH9)	Red Tree Investments	105,424.06	0.00%	5/17/2024	8/25/2023	5.08%	78	108,729.72
Commerical Paper (06054NF48)	Red Tree Investments	110,575.38	0.00%	6/4/2024	10/5/2023	5.93%	96	113,346.07
Commerical Paper (60689FF78)	Red Tree Investments	111,673.94	0.00%	6/7/2024	11/30/2023	5.64%	99	113,320.08
Commerical Paper (06367JHW5)	Red Tree Investments	110,342.50	0.00%	8/30/2024	12/4/2023	5.63%	183	111,926.97
Commerical Paper (89233GK47)	Red Tree Investments	106,004.52	0.00%	10/4/2024	1/17/2024	0.66%	218	106,549.52
Money Market (USBMMF)	Red Tree Investments	8,447.69	0.01%	2/29/2024	2/28/2024	2.83%	-	160,282.14
Money Market	Star Ohio General Fund	8,989,118.27	0.15%	2/29/2024	2/28/2024	0.15%	-	8,989,118.27
Money Market	Star Ohio Bond Retirement	142,575.95	0.15%	2/29/2024	2/28/2024	0.15%	-	142,575.95
Money Market	Star Ohio Capital Projects	556,158.70	0.15%	2/29/2024	2/28/2024	0.15%	-	556,158.70
Money Market	Star Ohio Expendable Trust Scholarships	174,193.42	0.15%	2/29/2024	2/28/2024	0.15%	-	174,193.42
Money Market	Star Ohio Nonexpendable Trust Scholarships	131,061.29	0.15%	2/29/2024	2/28/2024	0.15%	-	131,061.29
Money Market	Star Ohio Construction Retainage	6,889.40	0.15%	2/29/2024	2/28/2024	0.15%	-	6,889.40
MMAX (1041010751)	Huntington National Bank	99,439.02	0.02%	2/29/2024	2/28/2024	0.02%	-	104,276.46
MMAX (1041007845)	Huntington National Bank	4,329,104.09	0.02%	2/29/2024	2/28/2024	0.02%	-	4,539,703.02
Money Market (HCS-020103)	Huntington National Bank	331,308.06	0.03%	2/29/2024	2/28/2024	0.03%	-	6,226.03
Commercial Paper	Huntington National Bank	10,506,360.14	0.00%	various	various	0.00%	-	11,652,847.94
Certificates of Deposit	Huntington National Bank	1,750,000.00	various	various	various	various	-	1,754,635.00
FHLB Bond (3130ALRR7)	Huntington National Bank	1,000,000.00	1.00%	1/15/2026	10/28/2021	1.00%	686	931,530.00
FHLB Consolidated Bond (3130APHG3)	Huntington National Bank	998,846.85	0.61%	9/26/2024	10/26/2021	0.61%	210	974,130.00
FHLB Consolidated Bond (3130APJZ9)	Huntington National Bank	1,000,000.00	1.20%	10/28/2026	10/28/2021	1.20%	972	912,040.00
FHLB Consolidated Bond (3130APKH7)	Huntington National Bank	1,000,000.00	0.70%	10/28/2024	10/28/2021	0.70%	242	970,780.00
FHLB Consolidated Bond (3130APK38)	Huntington National Bank	1,000,000.00	0.88%	6/27/2025	10/27/2021	0.88%	484	950,080.00
Money Market (HCS-020095)	Huntington National Bank	669.62	0.01%	2/29/2024	2/28/2024	0.01%	-	714.97
Money Market (HCS-021663)	Huntington National Bank	20,358.57	0.01%	2/29/2024	2/28/2024	0.01%	-	21,736.87
Total Portfolio		\$34,228,444						\$35,152,352

Lebanon City School District
Interest Income for Month Ending February 29, 2024

Fund Name	Fund Number	Fund Balance	% of Total		Interest to be	
			Fund Balance	Fund Balance	Allocated	Interest to Post
General Fund	001	\$ 24,994,695.27	85.12%	\$ 34,676.75	\$ 29,516.18	
Lebanon Athletics Facilities PI	003-9008	\$ 2,431,638.28	8.28%	\$ 34,676.75	\$ 2,871.52	
Construction Fund	004-9000	\$ 45,705.12	0.16%	\$ 34,676.75	\$ 53.97	
Food Service Fund	006	\$ 742,600.14	2.53%	\$ 34,676.75	\$ 876.93	
Classroom Facilities Maint. Fund	034-0000	\$ 800,081.25	2.72%	\$ 34,676.75	\$ 944.81	
St. Francis Fund	401-9024	\$ 127,244.56	0.43%	\$ 34,676.75	\$ 150.26	
LUMK Fund	401-9124	\$ 9,715.48	0.03%	\$ 34,676.75	\$ 11.48	
Lebanon Christian Fund	401-9224	\$ 213,055.03	0.73%	\$ 34,676.75	\$ 251.60	
		<u>\$ 29,364,735.13</u>	<u>100.00%</u>		<u>\$ 34,676.75</u>	
Classroom Facilities LFI Share	004-9003	\$ -	0.00%	\$ 42,304.06	\$ -	
Classroom Facilities Fund State Share	010-9900	\$ -	0.00%	\$ 42,304.06	\$ -	
Classroom Facilities Fund Local Share	010-9901	\$ 1,483,135.56	100.00%	\$ 42,304.06	\$ 42,304.06	
		<u>\$ 1,483,135.56</u>	<u>100.00%</u>		<u>\$ 42,304.06</u>	
<u>Expendable Trust Accounts</u>						
Administration Scholarship	007-9003	\$ 1,882.59	1.09%	\$ 755.81	\$ 8.23	
Dennis Jeffery Scholarship	007-9006	\$ 316.84	0.18%	\$ 755.81	\$ 1.39	
Audrey Aileen Kite Scholarship	007-9007	\$ 140,157.01	81.07%	\$ 755.81	\$ 612.72	
Jarod Bennett Scholarship	007-9009	\$ 593.43	0.34%	\$ 755.81	\$ 2.59	
Donald L. Palmer Scholarship	007-9013	\$ 8,705.10	5.04%	\$ 755.81	\$ 38.06	
Diversity/Achievement Scholarship	007-9017	\$ 535.84	0.31%	\$ 755.81	\$ 2.34	
Gloria Taylor Memorial Scholarship	007-9019	\$ 12,723.72	7.36%	\$ 755.81	\$ 55.62	
Dominos/Satchell Scholarship	007-9101	\$ 7,736.52	4.47%	\$ 755.81	\$ 33.82	
Molly McCool Scholarship	007-9100	\$ 236.58	0.14%	\$ 755.81	\$ 1.04	
		<u>\$ 172,887.63</u>	<u>100.00%</u>		<u>\$ 755.81</u>	
<u>Non-Expendable Trust Accounts</u>						
Louisa Wright Scholarship	008-0000	\$ 15,781.03	12.07%	\$ 568.66	\$ 68.64	
Michael Rourke Scholarship	008-9001	\$ 3,609.86	2.76%	\$ 568.66	\$ 15.70	
Peoples Friends of Academics	008-9002	\$ 104,217.84	79.71%	\$ 568.66	\$ 453.29	
Ron Lefeber Scholarship	008-9004	\$ 7,133.89	5.46%	\$ 568.66	\$ 31.03	
		<u>\$ 130,742.62</u>	<u>100.00%</u>		<u>\$ 568.66</u>	
Bond Retirement Fund	002	\$ 7,730,648.81			\$ 618.62	
PI Fund	003-9099	\$ 2,583,235.40			\$ 2,413.11	
		<u>\$ 41,465,385.15</u>			<u>\$ 3,031.73</u>	
				Grand Total Interest	<u>\$ 81,337.01</u>	